

COMPANY PROFILE

Since 1975, Castors Galore (General Bearing & Industrial Supplies) has been independently owned and operated specialising in the supply of all types of Castors, Wheels, Adjustable Feet, Knock in Plugs (Tube Ends), Pneumatic Wheels, Trolleys and Materials Handling Equipment.

The company also has a strong focus on Bearings, Power Transmission Products and all your Industrial supply needs for the Trade as well as DIY.

Castors Galore source the majority of their core products from key overseas manufacturers. This enables our company to be competitively priced and allows for the sourcing of new and innovative products.

Castors Galore is your “Rolling Solutions” Centre where you will find the required rolling element for your application.

Be it for a chair, bakery trolley, hospital bed, heavy duty gate, designer table or castors rated from 20kg - 4,500kg Castors Galore have the solution for you.

Castors Galore prides itself in 5 Areas.

- Customer Service
- Expert Advice
- Quality Assurance
- Diverse Product Range
- Competitive Pricing

Castors Galore can organise delivery worldwide, so whether it's one castor or a pallet of castors we will get the product to you.


You can visit our showroom located at 1668 Hume Highway Campbellfield Victoria or you can ring or email one of friendly sales staff on.

Ph: (+613) 9359-2955 or (+613) 9359-4355

Email: sales@generalbearings.com.au

The Castors Galore website is continually being updated with new products; make sure to visit us at

WWW.CASTORSGALORE.COM.AU



ROLLING SOLUTIONS




Contents

| | | |
|--|--|---------|
| Light & Medium Duty, Premium Chrome & Economy Castors - Up to 250kg |  | 2 - 11 |
| Medium & Heavy Industrial Series Castors - Up to 1,500kg |  | 12 - 15 |
| Extra & Super Heavy Industrial Castors - Up to 7,500kg |  | 16 - 18 |
| Cast Iron, Stainless Steel, Medical & High Temperature Castors - Up to 500kg |  | 19 - 29 |
| Refrigeration, Scaffold & Pneumatic Castors, Plastic Trolley & Spring Loaded Castors - Up to 500kg |  | 30 - 34 |
| Low Height & Levelling Castors, Ball & Twin Wheel Furniture Castors (Chair, U-Bracket, Glides & Bed Leg Castors) - Up to 500kg |  | 35 - 45 |
| Floor Locks, Buffers, Castor Fittings & Retaining Hardware, Castor Care & Mounting Tips - Up to 300 kg |  | 46 - 51 |





Castors

| | | |
|--|--|---------|
| Polyurethane, Nylon, Grey & Blue Rubber, Cast Iron & High Temperature Wheels Only |  | 52 - 58 |
| Pallet Truck Rollers & Wheels, Solid Rubber Wheels (Blue, Grey & Black), Plastic & Steel Centered, Large Rubber Wheels (250mm, 300mm, 400mm) |  | 59 - 61 |




Wheels

| | | |
|---|---|---------|
| Steel Centre & Plastic Centred Pneumatic Wheels |  | 62 - 63 |
| Foam Filled & Offset Wheels, Grey Non-Marking Pneumatics & Foam Filled Wheels |  | 64 - 66 |
| Tubes, Tyres (Black & Grey), Shafts & ShaftCollars |  | 67 - 70 |

Tubes / Tyres / Pneumatics

| | | |
|---|--|---------|
| Adjustable Feet in Zinc & Stainless Steel Threads, Also Bolt Down Series |  | 71 - 72 |
| Fixed Feet & Glides |  | 73 - 74 |
| Square & Round Long Threaded Knock in Plugs (Tube Ends) in Zinc & Stainless Steel Threads |  | 75 - 77 |
| End Caps (Square, Rectangle & Round) |  | 78 - 80 |


Adjustable Feet / Knock in Tube Ends / End Caps

| | | |
|--|---|---------|
| General Purpose, Dual Purpose, Stairclimber Trolleys |  | 81 - 83 |
| Platform Trolleys, Piano, Drum & Furniture Dollies |  | 84 - 86 |
| Pallet Trucks, High & Low Pallet Trucks, Scissor Lift Tables |  | 87 - 90 |

Trolleys / Dollies / Pallet Trucks & Lifting Tables

| | | |
|--|--|---------|
| Gate Castors, Gate Rollers & Tracks, Ball Transfers |  | 91 - 93 |
| V Groove, C Groove, Rope Groove Pulleys, Single & Double Flange, Beam Trolley Wheels |  | 94 - 96 |

Gate Castors / Gate Rollers & Track / Ball Transfers

| | | |
|--|---|---------|
| Light & Heavy Duty Jockey Wheels, Galvanised and Pneumatic Jockey Wheels |  | 97 - 98 |
|--|---|---------|

Jockey Wheels

| | | |
|---|--|----------|
| Various Types of Bearings & Industrial Supplies | | 99 - 100 |
|---|--|----------|

Bearings & Industrial Supplies

CGK SERIES Light Duty Bolt Hole

50mm, 75mm, 100mm (75mm & 100mm Come with Zinc Guards)



Capacity: 50 - 60KG per castor

- Zinc Plated Corrosion Resistant frame
- Double Ball Race Head Set
- Non- Marking Grey Rubber or Black Nylon wheels
- Suit light duty applications
- Black Plastic brake pedal
- Attached by welding or using bolts or wood screws (See fittings section)

| TYPE | CODE | WHEEL DIAMETER (MM) | TYRE WIDTH | WHEEL TYPE | BEARING TYPE | BOLT HOLE SIZE | CAPACITY | HEIGHT (MM) |
|-------------------|---------------|---------------------|------------|------------|--------------|----------------|----------|-------------|
| BOLT HOLE | CGKGRA50BH | 50 | 19 | | PLAIN | 10.5MM | 50kg | 70 |
| BOLT HOLE / BRAKE | CGKGRA50BHTB | 50 | 19 | | PLAIN | 10.5MM | 50kg | 70 |
| BOLT HOLE | CGKGRA75BH | 75 | 25 | | PLAIN | 10.5MM | 60kg | 100 |
| BOLT HOLE / BRAKE | CGKGRA75BHTB | 75 | 25 | | PLAIN | 10.5MM | 60kg | 100 |
| BOLT HOLE | CGKGRA100BH | 100 | 25 | | PLAIN | 10.5MM | 60kg | 125 |
| BOLT HOLE / BRAKE | CGKGRA100BHTB | 100 | 25 | | PLAIN | 10.5MM | 60kg | 125 |
| BOLT HOLE | CGKNYA50BH | 50 | 19 | | PLAIN | 10.5MM | 50kg | 70 |
| BOLT HOLE / BRAKE | CGKNYA50BHTB | 50 | 19 | | PLAIN | 10.5MM | 50kg | 70 |
| BOLT HOLE | CGKNYA75BH | 75 | 25 | | PLAIN | 10.5MM | 60kg | 100 |
| BOLT HOLE / BRAKE | CGKNYA75BHTB | 75 | 25 | | PLAIN | 10.5MM | 60kg | 100 |

CGK SERIES Light Duty Plate

50mm, 75mm, 100mm (75mm & 100mm come with Zinc Guards)



Capacity: 50 - 60KG per castor

- Zinc Plated Frame
- Double Ball Race Head Set
- Non- Marking Grey Rubber or Black Nylon wheels
- Suit light duty applications
- Attached by welding or using bolts or wood screws (6.3mm mounting holes)

| TYPE | CODE | WHEEL DIAMETER (MM) | TYRE WIDTH | WHEEL TYPE | BEARING TYPE | PLATE SIZE | HOLE CENTRES MM | CAPACITY | HEIGHT (MM) | |
|----------------|--------------|---|---|---|--|--|---|---|---|-----|
| | |  |  |  |  |  |  |  |  | |
| SWIVEL | CGKGRA50S | 50 | 19 |  RUBBER | PLAIN | 60 x 60 | 48/38 x 48/38 | 50kg | 70 | |
| SWIVEL / BRAKE | CGKGRA50STB | 50 | 19 | | PLAIN | 60 x 60 | 48/38 x 48/38 | 50kg | 70 | |
| FIXED | CGKGRA50F | 50 | 19 | | PLAIN | 60 x 60 | 48/38 x 48/38 | 50kg | 70 | |
| SWIVEL | CGKGRA75S | 75 | 25 | | PLAIN | 60 x 60 | 48/38 x 48/38 | 60kg | 100 | |
| SWIVEL / BRAKE | CGKGRA75STB | 75 | 25 | | PLAIN | 60 x 60 | 48/38 x 48/38 | 60kg | 100 | |
| FIXED | CGKGRA75F | 75 | 25 | | PLAIN | 60 x 60 | 48/38 x 48/38 | 60kg | 100 | |
| SWIVEL | CGKGRA100S | 100 | 25 | |  NYLON | PLAIN | 60 x 60 | 48/38 x 48/38 | 60kg | 125 |
| SWIVEL / BRAKE | CGKGRA100STB | 100 | 25 | | | PLAIN | 60 x 60 | 48/38 x 48/38 | 60kg | 125 |
| SWIVEL | CGKNYA50S | 50 | 19 | | | PLAIN | 60 x 60 | 48/38 x 48/38 | 50kg | 70 |
| SWIVEL / BRAKE | CGKNYA50STB | 50 | 19 | PLAIN | | 60 x 60 | 48/38 x 48/38 | 50kg | 70 | |
| FIXED | CGKNYA50F | 50 | 19 | PLAIN | | 60 x 60 | 48/38 x 48/38 | 50kg | 70 | |
| SWIVEL | CGKNYA75S | 75 | 25 | PLAIN | | 60 x 60 | 48/38 x 48/38 | 60kg | 100 | |
| SWIVEL / BRAKE | CGKNYA75STB | 75 | 25 | PLAIN | | 60 x 60 | 48/38 x 48/38 | 60kg | 100 | |
| FIXED | CGKNYA75F | 75 | 25 | PLAIN | | 60 x 60 | 48/38 x 48/38 | 60kg | 100 | |
| SWIVEL | CGKNYA100S | 100 | 25 | PLAIN | | 60 x 60 | 48/38 x 48/38 | 60kg | 125 | |
| SWIVEL / BRAKE | CGKNYA100STB | 100 | 25 | PLAIN | 60 x 60 | 48/38 x 48/38 | 60kg | 125 | | |



CGZ SERIES Zinc Single Bolt Hole

75mm, 100mm, 125mm

Capacity: 70 - 120KG per castor



- Twin race swivel action for long life
- Zinc Plated corrosion resistant frame
- Available in Grey Rubber and Urethane
- Grey Colour Braking pedal
- Ideal for mobile equipment in shops
- Industry, medical and catering equipment.
- Can be fixed with wide range of fittings (See fittings section)

| TYPE | CODE | WHEEL DIAMETER (MM) | TYRE WIDTH | WHEEL TYPE | BEARING TYPE | BOLT HOLE SIZE | CAPACITY | HEIGHT (MM) |
|-------------------|---------------|---------------------|------------|--|--------------|----------------|----------|-------------|
| BOLT HOLE | CGZGRQ75BH | 75 | 23.5 |  RUBBER | BALL | 10.5 | 70kg | 100 |
| BOLT HOLE / BRAKE | CGZGRQ75BHTB | 75 | 23.5 | | BALL | 10.5 | 70kg | 100 |
| BOLT HOLE | CGZGRQ100BH | 100 | 31 | | BALL | 12.5 | 100kg | 131 |
| BOLT HOLE / BRAKE | CGZGRQ100BHTB | 100 | 31 | | BALL | 12.5 | 100kg | 131 |
| BOLT HOLE | CGZGRQ125BH | 125 | 32 | | BALL | 12.5 | 120kg | 162 |
| BOLT HOLE / BRAKE | CGZGRQ125BHTB | 125 | 32 | | BALL | 12.5 | 120kg | 162 |
| BOLT HOLE | CGZPUQ75BH | 75 | 23.5 |  URETHANE | BALL | 10.5 | 70kg | 100 |
| BOLT HOLE / BRAKE | CGZPUQ75BHTB | 75 | 23.5 | | BALL | 10.5 | 70kg | 100 |
| BOLT HOLE | CGZPUQ100BH | 100 | 31 | | BALL | 12.5 | 100kg | 131 |
| BOLT HOLE / BRAKE | CGZPUQ100BHTB | 100 | 31 | | BALL | 12.5 | 100kg | 131 |
| BOLT HOLE | CGZPUQ125BH | 125 | 32 | | BALL | 12.5 | 120kg | 162 |
| BOLT HOLE / BRAKE | CGZPUQ125BHTB | 125 | 32 | | BALL | 12.5 | 120kg | 162 |

CGZ SERIES Zinc Plate

75mm, 100mm, 125mm



Capacity: 70 - 120KG per castor

- Twin race swivel action for long life
- Zinc Plated corrosion resistant frame
- Available in Grey Rubber and Urethane
- Grey Colour Braking pedal
- Ideal for mobile equipment in shops
- Industry, medical and catering equipment.
- Can be fixed by welding or using bolts or wood screws x 4

| TYPE | CODE | WHEEL DIAMETER (MM) | TYRE WIDTH | WHEEL TYPE | BEARING TYPE | PLATE SIZE | HOLE CENTRES MM | CAPACITY | HEIGHT (MM) |
|----------------|--------------|---|---|---|---|--|---|---|---|
| | |  |  |  |  |  |  |  |  |
| SWIVEL | CGZGRQ75S | 75 | 23.5 |  RUBBER | BALL | 93 x 75 | 72 x 53.5 | 70kg | 100 |
| SWIVEL / BRAKE | CGZGRQ75STB | 75 | 23.5 | | BALL | 93 x 75 | 72 x 53.5 | 70kg | 100 |
| FIXED | CGZGRQ75F | 75 | 23.5 | | BALL | 93 x 75 | 72 x 53.5 | 70kg | 100 |
| SWIVEL | CGZGRQ100S | 100 | 31 | | BALL | 93 x 75 | 72 x 53.5 | 100kg | 136 |
| SWIVEL / BRAKE | CGZGRQ100STB | 100 | 31 | | BALL | 93 x 75 | 72 x 53.5 | 100kg | 136 |
| FIXED | CGZGRQ100F | 100 | 31 | | BALL | 93 x 75 | 72 x 53.5 | 100kg | 136 |
| SWIVEL | CGZGRQ125S | 125 | 31 | | BALL | 93 x 75 | 72 x 53.5 | 100kg | 136 |
| SWIVEL / BRAKE | CGZGRQ125STB | 125 | 31 | | BALL | 93 x 75 | 72 x 53.5 | 120kg | 161 |
| FIXED | CGZGRQ125F | 125 | 31 | | BALL | 93 x 75 | 72 x 53.5 | 120kg | 161 |
| SWIVEL | CGZPUQ75S | 75 | 23.5 |  URETHANE | BALL | 93 x 75 | 72 x 53.5 | 70kg | 100 |
| SWIVEL / BRAKE | CGZPUQ75STB | 75 | 23.5 | | BALL | 93 x 75 | 72 x 53.5 | 70kg | 100 |
| FIXED | CGZPUQ75F | 75 | 23.5 | | BALL | 93 x 75 | 72 x 53.5 | 70kg | 100 |
| SWIVEL | CGZPUQ100S | 100 | 31 | | BALL | 93 x 75 | 72 x 53.5 | 100kg | 136 |
| SWIVEL / BRAKE | CGZPUQ100STB | 100 | 31 | | BALL | 93 x 75 | 72 x 53.5 | 100kg | 136 |
| FIXED | CGZPUQ100F | 100 | 31 | | BALL | 93 x 75 | 72 x 53.5 | 100kg | 136 |
| SWIVEL | CGZPUQ125S | 125 | 31 | | BALL | 93 x 75 | 72 x 53.5 | 120kg | 161 |
| SWIVEL / BRAKE | CGZPUQ125STB | 125 | 31 | | BALL | 93 x 75 | 72 x 53.5 | 120kg | 161 |
| FIXED | CGZPUQ125F | 125 | 31 | | BALL | 93 x 75 | 72 x 53.5 | 120kg | 161 |


CGP SERIES Premium Chrome Single Bolt Hole

75mm, 100mm, 125mm, 150mm

Capacity: 75 - 110KG per castor



- Our most attractive and stylish castor
- Chrome plated pressed metal frame for strength and corrosion resistance
- Available in Grey Rubber
- Red Colour Braking pedal, Directional brake available in 125mm, 150mm (Green)
- Twin race swivel action for long life
- Used in hospitals, institutions, nursing homes, retail shops and designer furniture
- Can be fixed with wide range of fittings (See fittings section)

| TYPE | CODE | WHEEL DIAMETER (MM) | TYRE WIDTH | WHEEL TYPE | BEARING TYPE | BOLT HOLE SIZE | CAPACITY | HEIGHT (MM) |
|-------------------------------|---------------|---------------------|------------|---|--------------|----------------|----------|-------------|
| BOLT HOLE | CGPGRQ75BH | 75 | 32 |  RUBBER | BALL | 13 | 75kg | 109 |
| BOLT HOLE / BRAKE | CGPGRQ75BHTB | 75 | 32 | | BALL | 13 | 75kg | 109 |
| BOLT HOLE | CGPGRQ100BH | 100 | 32 | | BALL | 13 | 85kg | 135 |
| BOLT HOLE / BRAKE | CGPGRQ100BHTB | 100 | 32 | | BALL | 13 | 85kg | 135 |
| BOLT HOLE | CGPGRQ125BH | 125 | 32 | | BALL | 13 | 100kg | 160 |
| BOLT HOLE / BRAKE | CGPGRQ125BHTB | 125 | 32 | | BALL | 13 | 100kg | 160 |
| BOLT HOLE / DIRECTIONAL BRAKE | CGPGRQ125BHDL | 125 | 32 | | BALL | 13 | 100kg | 160 |
| BOLT HOLE | CGPGRQ150BH | 150 | 32 | | BALL | 13 | 110kg | 185 |
| BOLT HOLE / BRAKE | CGPGRQ150BHTB | 150 | 32 | | BALL | 13 | 110kg | 185 |
| BOLT HOLE / DIRECTIONAL BRAKE | CGPGRQ150BHDL | 150 | 32 | | BALL | 13 | 110kg | 185 |










CGP SERIES Premium Chrome Plate

75mm, 100mm, 125mm, 150mm

Capacity: 75 - 110KG per castor



- Our most attractive and stylish castor
- Chrome plated pressed metal frame for strength and corrosion resistance
- Available in Grey Rubber
- Red Colour Braking pedal, Directional brake available in 125mm, 150mm (Green)
- Twin race swivel action for long life
- Used in hospitals, institutions, nursing homes, retail shops and designer furniture
- Can be fixed by welding or using bolts or wood screws x 4

| TYPE | CODE | WHEEL DIAMETER (MM) | TYRE WIDTH | WHEEL TYPE | BEARING TYPE | PLATE SIZE | HOLE CENTRES MM | CAPACITY | HEIGHT (MM) |
|----------------------------|--------------|---|---|---|---|--|---|---|---|
| | |  |  |  |  |  |  |  |  |
| SWIVEL | CGPGRQ75S | 75 | 32 |  RUBBER | BALL | 95x70 | 52/45 x 75/72 | 75kg | 112 |
| SWIVEL / BRAKE | CGPGRQ75STB | 75 | 32 | | BALL | 95x70 | 52/45 x 75/72 | 75kg | 112 |
| FIXED | CGPGRQ75F | 75 | 32 | | BALL | 95x70 | 52/45 x 75/72 | 75kg | 112 |
| SWIVEL | CGPGRQ100S | 100 | 32 | | BALL | 95x70 | 52/45 x 75/72 | 85kg | 137.5 |
| SWIVEL / BRAKE | CGPGRQ100STB | 100 | 32 | | BALL | 95x70 | 52/45 x 75/72 | 85kg | 137.5 |
| FIXED | CGPGRQ100F | 100 | 32 | | BALL | 95x70 | 52/45 x 75/72 | 85kg | 137.5 |
| SWIVEL | CGPGRQ125S | 125 | 32 | | BALL | 95x70 | 52/45 x 75/72 | 100kg | 163 |
| SWIVEL / BRAKE | CGPGRQ125STB | 125 | 32 | | BALL | 95x70 | 52/45 x 75/72 | 100kg | 163 |
| SWIVEL / DIRECTIONAL BRAKE | CGPGRQ125SDL | 125 | 32 | | BALL | 95x70 | 52/45 x 75/72 | 100kg | 160 |
| FIXED | CGPGRQ125F | 125 | 32 | | BALL | 95x70 | 52/45 x 75/72 | 100kg | 163 |
| SWIVEL | CGPGRQ150S | 150 | 32 | | BALL | 95x70 | 52/45 x 75/72 | 110kg | 188 |
| SWIVEL / BRAKE | CGPGRQ150STB | 150 | 32 | | BALL | 95x70 | 52/45 x 75/72 | 110kg | 188 |
| SWIVEL / DIRECTIONAL BRAKE | CGPGRQ150SDL | 150 | 32 | | BALL | 95x70 | 52/45 x 75/72 | 110kg | 188 |
| FIXED | CGPGRQ150F | 150 | 32 | | BALL | 95x70 | 52/45 x 75/72 | 110kg | 188 |

CGM SERIES Economy Industrial Series Single Bolt Hole

80mm, 100mm, 125mm

Capacity: 80 - 150KG per castor



- Double Ball Race Head set
- Pressed Metal Frame
- Zinc Plated Corrosion Resistant Frame
- Available in Grey Rubber, Nylon & Urethane
- Metal brake pedal
- Cost effective industrial castor.
- Can be fixed with wide range of fittings (See fittings section)

| TYPE | CODE | WHEEL DIAMETER (MM) | TYRE WIDTH | WHEEL TYPE | BEARING TYPE | BOLT HOLE SIZE | CAPACITY | HEIGHT (MM) |
|-------------------|---------------|---------------------|------------|------------|--------------|----------------|----------|-------------|
| BOLT HOLE | CGMGRQ80BH | 80 | 32 | RUBBER | BALL | 12.5 | 80kg | 108 |
| BOLT HOLE / BRAKE | CGMGRQ80BHTB | 80 | 32 | | BALL | 12.5 | 80kg | 108 |
| BOLT HOLE | CGMGRQ100BH | 100 | 32 | | BALL | 12.5 | 120kg | 128 |
| BOLT HOLE / BRAKE | CGMGRQ100BHTB | 100 | 32 | | BALL | 12.5 | 120kg | 128 |
| BOLT HOLE | CGMGRQ125BH | 125 | 32 | | BALL | 12.5 | 140kg | 155 |
| BOLT HOLE / BRAKE | CGMGRQ125BHTB | 125 | 32 | | BALL | 12.5 | 140kg | 155 |
| BOLT HOLE | CGMPUR80BH | 80 | 32 | URETHANE | ROLLER | 12.5 | 130kg | 108 |
| BOLT HOLE / BRAKE | CGMPUR80BHTB | 80 | 32 | | ROLLER | 12.5 | 130kg | 108 |
| BOLT HOLE | CGMPUR100BH | 100 | 32 | | ROLLER | 12.5 | 140kg | 128 |
| BOLT HOLE / BRAKE | CGMPUR100BHTB | 100 | 32 | | ROLLER | 12.5 | 140kg | 128 |
| BOLT HOLE | CGMPUR125BH | 125 | 32 | | ROLLER | 12.5 | 150kg | 155 |
| BOLT HOLE / BRAKE | CGMPUR125BHTB | 125 | 32 | | ROLLER | 12.5 | 150kg | 155 |
| BOLT HOLE | CGMWRN80BH | 80 | 32 | NYLON | ROLLER | 12.5 | 150kg | 108 |
| BOLT HOLE / BRAKE | CGMWRN80BHTB | 80 | 32 | | ROLLER | 12.5 | 150kg | 108 |
| BOLT HOLE | CGMWRN100BH | 100 | 32 | | ROLLER | 12.5 | 150kg | 128 |
| BOLT HOLE / BRAKE | CGMWRN100BHTB | 100 | 32 | | ROLLER | 12.5 | 150kg | 128 |
| BOLT HOLE | CGMWRN125BH | 125 | 32 | | ROLLER | 12.5 | 150kg | 155 |
| BOLT HOLE / BRAKE | CGMWRN125BHTB | 125 | 32 | | ROLLER | 12.5 | 150kg | 155 |

CGM SERIES Economy Industrial Series Plate

80mm, 100mm, 125mm

Capacity: 80 - 150KG per castor



- Double Ball Race Head set
- Pressed Metal Frame
- Zinc Plated Corrosion Resistant Frame
- Available in Grey Rubber, Nylon & Urethane
- Metal brake pedal
- Cost effective industrial castor.
- Can be fixed by welding or using bolts or wood screws x 4

| TYPE | CODE | WHEEL DIAMETER (MM) | TYRE WIDTH | WHEEL TYPE | BEARING TYPE | PLATE SIZE | HOLE CENTRES MM | CAPACITY | HEIGHT (MM) |
|----------------|--------------|---------------------|------------|------------|--------------|------------|-----------------|----------|-------------|
| SWIVEL | CGMGRQ80S | 80 | 32 | RUBBER | BALL | 105 x 85 | 80/77 x 60 | 80kg | 108 |
| SWIVEL / BRAKE | CGMGRQ80STB | 80 | 32 | | BALL | 105 x 85 | 80/77 x 60 | 80kg | 108 |
| FIXED | CGMGRQ80F | 80 | 32 | | BALL | 105 x 85 | 80/77 x 60 | 80kg | 108 |
| SWIVEL | CGMGRQ100S | 100 | 32 | | BALL | 105 x 85 | 80/77 x 60 | 120kg | 128 |
| SWIVEL / BRAKE | CGMGRQ100STB | 100 | 32 | | BALL | 105 x 85 | 80/77 x 60 | 120kg | 128 |
| FIXED | CGMGRQ100F | 100 | 32 | | BALL | 105 x 85 | 80/77 x 60 | 120kg | 128 |
| SWIVEL | CGMGRQ125S | 125 | 32 | | BALL | 105 x 85 | 80/77 x 60 | 140kg | 155 |
| SWIVEL / BRAKE | CGMGRQ125STB | 125 | 32 | | BALL | 105 x 85 | 80/77 x 60 | 140kg | 155 |
| FIXED | CGMGRQ125F | 125 | 32 | | BALL | 105 x 85 | 80/77 x 60 | 140kg | 155 |
| SWIVEL | CGMPUR80S | 80 | 32 | URETHANE | ROLLER | 105 x 85 | 80/77 x 60 | 130kg | 108 |
| SWIVEL / BRAKE | CGMPUR80STB | 80 | 32 | | ROLLER | 105 x 85 | 80/77 x 60 | 130kg | 108 |
| FIXED | CGMPUR80F | 80 | 32 | | ROLLER | 105 x 85 | 80/77 x 60 | 130kg | 108 |
| SWIVEL | CGMPUR100S | 100 | 32 | | ROLLER | 105 x 85 | 80/77 x 60 | 140kg | 128 |
| SWIVEL / BRAKE | CGMPUR100STB | 100 | 32 | | ROLLER | 105 x 85 | 80/77 x 60 | 140kg | 128 |
| FIXED | CGMPUR100F | 100 | 32 | | ROLLER | 105 x 85 | 80/77 x 60 | 140kg | 128 |
| SWIVEL | CGMPUR125S | 125 | 32 | | ROLLER | 105 x 85 | 80/77 x 60 | 150kg | 155 |
| SWIVEL / BRAKE | CGMPUR125STB | 125 | 32 | | ROLLER | 105 x 85 | 80/77 x 60 | 150kg | 155 |
| FIXED | CGMPUR125F | 125 | 32 | | ROLLER | 105 x 85 | 80/77 x 60 | 150kg | 155 |
| SWIVEL | CGMWNR80S | 80 | 32 | NYLON | ROLLER | 105 x 85 | 80/77 x 60 | 150kg | 108 |
| SWIVEL / BRAKE | CGMWNR80STB | 80 | 32 | | ROLLER | 105 x 85 | 80/77 x 60 | 150kg | 108 |
| FIXED | CGMWNR80F | 80 | 32 | | ROLLER | 105 x 85 | 80/77 x 60 | 150kg | 108 |
| SWIVEL | CGMWNR100S | 100 | 32 | | ROLLER | 105 x 85 | 80/77 x 60 | 150kg | 128 |
| SWIVEL / BRAKE | CGMWNR100STB | 100 | 32 | | ROLLER | 105 X 85 | 80/77 X 60 | 150kg | 128 |
| FIXED | CGMWNR100F | 100 | 32 | | ROLLER | 105 x 85 | 80/77 x 60 | 150kg | 128 |
| SWIVEL | CGMWNR125S | 125 | 32 | | ROLLER | 105 x 85 | 80/77 x 60 | 150kg | 155 |
| SWIVEL / BRAKE | CGMWNR125STB | 125 | 32 | | ROLLER | 105 x 85 | 80/77 x 60 | 150kg | 155 |
| FIXED | CGMWNR125F | 125 | 32 | | ROLLER | 105 x 85 | 80/77 x 60 | 150kg | 155 |

Medium Industrial CGJ SERIES Single Bolt Hole

100mm, 125mm

Capacity: 200 - 250KG per castor



- Robust pressed metal castor, heavy gauge frame
- Available in Urethane and Blue Rubber
- Precision Ball Bearing Centre
- Red plastic brake pedal
- Suitable for warehouse trolleys, mobile racks and display equipment.
- Wider range of uses due to weight carrying capabilities
- Can be fixed with wide range of fittings (See fittings section)

| TYPE | CODE | WHEEL DIAMETER (MM) | TYRE WIDTH | WHEEL TYPE | BEARING TYPE | BOLT HOLE SIZE | CAPACITY | HEIGHT (MM) |
|-------------------|---------------|---------------------|------------|------------|--------------|----------------|----------|-------------|
| BOLT HOLE | CGJBRQ100BH | 100 | 38 | RUBBER | BALL | 13 | 200kg | 128 |
| BOLT HOLE / BRAKE | CGJBRQ100BHTB | 100 | 38 | | BALL | 13 | 200kg | 128 |
| BOLT HOLE | CGJBRQ125BH | 125 | 38 | URETHANE | BALL | 13 | 250kg | 155 |
| BOLT HOLE / BRAKE | CGJBRQ125BHTB | 125 | 38 | | BALL | 13 | 250kg | 155 |
| BOLT HOLE | CGJPUQ100BH | 100 | 38 | URETHANE | BALL | 13 | 200kg | 128 |
| BOLT HOLE / BRAKE | CGJPUQ100BHTB | 100 | 38 | | BALL | 13 | 200kg | 128 |
| BOLT HOLE | CGJPUQ125BH | 125 | 38 | URETHANE | BALL | 13 | 250kg | 155 |
| BOLT HOLE / BRAKE | CGJPUQ125BHTB | 125 | 38 | | BALL | 13 | 250kg | 155 |

Medium Industrial CGJ SERIES Plate

100mm & 125mm



Capacity: 200 - 250KG per castor

- Robust pressed metal castor, heavy gauge frame
- Available in Urethane and Blue Rubber
- Precision Ball Bearing Centre
- Red plastic brake pedal
- Suitable for warehouse trolleys, mobile racks and display equipment.
- Wider range of uses due to weight carrying capabilities
- Can be fixed by welding or using bolts or wood screws x 4

| TYPE | CODE | WHEEL DIAMETER (MM) | TYRE WIDTH | WHEEL TYPE | BEARING TYPE | PLATE SIZE | HOLE CENTRES MM | CAPACITY | HEIGHT (MM) | |
|----------------|--------------|---------------------|------------|---|---|------------|-----------------|------------|-------------|-----|
| SWIVEL | CGJBRQ100S | 100 | 38 |  RUBBER | BALL | 105 x 85 | 80/77 x 60 | 200kg | 128 | |
| SWIVEL / BRAKE | CGJBRQ100STB | 100 | 38 | | BALL | 105 x 85 | 80/77 x 60 | 200kg | 128 | |
| FIXED | CGJBRQ100F | 100 | 38 | | BALL | 105 x 85 | 80/77 x 60 | 200kg | 128 | |
| SWIVEL | CGJBRQ125S | 125 | 38 | |  URETHANE | BALL | 105 x 85 | 80/77 x 60 | 250kg | 155 |
| SWIVEL / BRAKE | CGJBRQ125STB | 125 | 38 | | | BALL | 105 x 85 | 80/77 x 60 | 250kg | 155 |
| FIXED | CGJBRQ125F | 125 | 38 | | | BALL | 105 x 85 | 80/77 x 60 | 250kg | 155 |
| SWIVEL | CGJPUQ100S | 100 | 38 |  RUBBER | | BALL | 105 x 85 | 80/77 x 60 | 200kg | 128 |
| SWIVEL / BRAKE | CGJPUQ100STB | 100 | 38 | | | BALL | 105 x 85 | 80/77 x 60 | 200kg | 128 |
| FIXED | CGJPUQ100F | 100 | 38 | | | BALL | 105 x 85 | 80/77 x 60 | 200kg | 128 |
| SWIVEL | CGJPUQ125S | 125 | 38 | |  URETHANE | BALL | 105 x 85 | 80/77 x 60 | 250kg | 155 |
| SWIVEL / BRAKE | CGJPUQ125STB | 125 | 38 | | | BALL | 105 x 85 | 80/77 x 60 | 250kg | 155 |
| FIXED | CGJPUQ125F | 125 | 38 | | | BALL | 105 x 85 | 80/77 x 60 | 250kg | 155 |

CGEH SERIES Polyurethane on Cast Iron



Capacity: 250 - 400KG per castor

- Polyurethane on cast iron centre
- Roller bearings
- Cost effective solution

| TYPE | CODE | WHEEL DIAMETER (MM) | TYRE WIDTH | BEARING TYPE | PLATE SIZE | HOLE CENTRES MM | CAPACITY | HEIGHT (MM) |
|----------------|---------------|---------------------|------------|--------------|------------|-----------------|----------|-------------|
| | | | | | | | | |
| SWIVEL | CGEHPUR100S | 100 | 50 | ROLLER | 114 x 102 | 92/76 x 76/67 | 250 | 143 |
| SWIVEL / BRAKE | CGEHPUR100STB | 100 | 50 | ROLLER | 114 x 102 | 92/76 x 76/67 | 250 | 143 |
| FIXED | CGEHPUR100F | 100 | 50 | ROLLER | 114 x 102 | 92/76 x 76/67 | 250 | 143 |
| SWIVEL | CGEHPUR125S | 125 | 50 | ROLLER | 114 x 102 | 92/76 x 76/67 | 300 | 165 |
| SWIVEL / BRAKE | CGEHPUR125STB | 125 | 50 | ROLLER | 114 x 102 | 92/76 x 76/67 | 300 | 165 |
| FIXED | CGEHPUR125F | 125 | 50 | ROLLER | 114 x 102 | 92/76 x 76/67 | 300 | 165 |
| SWIVEL | CGEHPUR150S | 150 | 50 | ROLLER | 114 x 102 | 92/76 x 76/67 | 350 | 191 |
| SWIVEL / BRAKE | CGEHPUR150STB | 150 | 50 | ROLLER | 114 x 102 | 92/76 x 76/67 | 350 | 191 |
| FIXED | CGEHPUR150F | 150 | 50 | ROLLER | 114 x 102 | 92/76 x 76/67 | 350 | 191 |
| SWIVEL | CGEHPUR200S | 200 | 50 | ROLLER | 114 x 102 | 92/76 x 76/67 | 400 | 241 |
| SWIVEL / BRAKE | CGEHPUR200STB | 200 | 50 | ROLLER | 114 x 102 | 92/76 x 76/67 | 400 | 241 |
| FIXED | CGEHPUR200F | 200 | 50 | ROLLER | 114 x 102 | 92/76 x 76/67 | 400 | 241 |

Heavy Industrial CGH SERIES Plate Mount

160mm & 200mm

Capacity: 300 - 700KG per castor



- Heavy Industrial Urethane and Blue Rubber wheels on nylon centre
- Double precision ball bearing centres allows for higher load capacity
- Suitable for Linen trolleys, work platforms, roll cages and stock trolleys
- Metal Brake pedal
- Protective head seals around ball race

| TYPE | CODE | WHEEL DIAMETER (MM) | TYRE WIDTH | WHEEL TYPE | BEARING TYPE | PLATE SIZE | HOLE CENTRES MM | CAPACITY | HEIGHT (MM) |
|----------------|--------------|---|---|---|---|--|---|---|---|
| | |  |  |  |  |  |  |  |  |
| SWIVEL | CGHBRQ160S | 160 | 50 |  RUBBER | BALL | 137 x 105 | 105 x 80/75 | 300kg | 200 |
| SWIVEL / BRAKE | CGHBRQ160STB | 160 | 50 | | BALL | 137 x 105 | 105 x 80/75 | 300kg | 200 |
| FIXED | CGHBRQ160F | 160 | 50 | | BALL | 137 x 105 | 105 x 80/75 | 300kg | 200 |
| SWIVEL | CGHBRQ200S | 200 | 50 | | BALL | 137 x 105 | 105 x 80/75 | 400kg | 240 |
| SWIVEL / BRAKE | CGHBRQ200STB | 200 | 50 | | BALL | 137 x 105 | 105 x 80/75 | 400kg | 240 |
| FIXED | CGHBRQ200F | 200 | 50 | | BALL | 137 x 105 | 105 x 80/75 | 400kg | 240 |
| SWIVEL | CGHPUQ160S | 160 | 50 |  URETHANE | BALL | 137 x 105 | 105 x 80/75 | 500kg | 200 |
| SWIVEL / BRAKE | CGHPUQ160STB | 160 | 50 | | BALL | 137 x 105 | 105 x 80/75 | 500kg | 200 |
| FIXED | CGHPUQ160F | 160 | 50 | | BALL | 137 x 105 | 105 x 80/75 | 500kg | 200 |
| SWIVEL | CGHPUQ200S | 200 | 50 | | BALL | 137 x 105 | 105 x 80/75 | 700kg | 240 |
| SWIVEL / BRAKE | CGHPUQ200STB | 200 | 50 | | BALL | 137 x 105 | 105 x 80/75 | 700kg | 240 |
| FIXED | CGHPUQ200F | 200 | 50 | | BALL | 137 x 105 | 105 x 80/75 | 700kg | 240 |


Heavy Industrial CGX SERIES Urethane on Cast Iron Centre

160mm & 200mm

Capacity: 600 - 1000KG per castor



- Precision bearing Headrace
- Heavy welded steel frame
- Urethane on cast iron centre
- Precision Bearing centre wheels
- Metal Brake pedal
- Application includes Machinery, warehousing equipment, mobile platforms etc.

| TYPE | CODE | WHEEL DIAMETER (MM) | TYRE WIDTH | WHEEL TYPE | BEARING TYPE | PLATE SIZE | HOLE CENTRES MM | CAPACITY | HEIGHT (MM) |
|----------------|--------------|---------------------|------------|---|--------------|------------|------------------|----------|-------------|
| SWIVEL | CGXPUQ160S | 160 | 50 |  URETHANE | BALL | 159 x 114 | 86/62 x 135/125 | 600kg | 210 |
| SWIVEL / BRAKE | CGXPUQ160STB | 160 | 50 | | BALL | 159 x 114 | 86/62 x 135/125 | 600kg | 210 |
| FIXED | CGXPUQ160F | 160 | 50 | | BALL | 159 x 114 | 86/62 x 135/125 | 600kg | 210 |
| SWIVEL | CGXPUQ200S | 200 | 50 | | BALL | 159 x 114 | 86/62 x 135/125 | 800kg | 255 |
| SWIVEL / BRAKE | CGXPUQ200STB | 200 | 50 | | BALL | 159 x 114 | 86/62 x 135/125 | 800kg | 255 |
| FIXED | CGXPUQ200F | 200 | 50 | | BALL | 159 x 114 | 86/62 x 135/125 | 800kg | 255 |
| SWIVEL | CGVPUQ200S | 200 | 75 | | BALL | 184 x 140 | 156/133 x 105/86 | 1000kg | 257 |
| FIXED | CGVPUQ200R | 200 | 75 | | BALL | 184 x 140 | 156/133 x 105/86 | 1000kg | 257 |

Heavy Industrial **CGXF SERIES** Urethane on Cast Iron Centre, Impact Resistant Polymer, Forged Kingpinless Castor

100mm, 150mm, 200mm

Capacity: 400 - 1500KG per castor




- Forged Kingpinless Castor
- Precision machined/induction hardened raceways
- Totally sealed swivel head with grease nipples
- 6mm Thick formed welded inside & outside
- Polyurethane tyre bonded to cast iron, 93 Shore A
- Impact Solid Polymer (Polymide wheel 80 Shore D)
- 12mm Mounting Bolt Holes
- Applications include, Heavy Machinery, Warehousing equipment, mobile platforms etc.

| TYPE | CODE | WHEEL DIAMETER (MM) | TYRE WIDTH | WHEEL TYPE | BEARING TYPE | PLATE SIZE | HOLE CENTRES MM | CAPACITY | HEIGHT (MM) |
|----------------|---------------|---|---|---|---|--|---|---|---|
| | |  |  |  |  |  |  |  |  |
| SWIVEL | CGXFPUQ100S | 100 | 50 |  URETHANE | BALL | 150 x 110 | 105 x 80 | 400kg | 150 |
| SWIVEL / BRAKE | CGXFPUQ100STB | 100 | 50 | | BALL | 150 x 110 | 105 x 80 | 400kg | 150 |
| FIXED | CGXFPUQ100F | 100 | 50 | | BALL | 150 x 110 | 105 x 80 | 400kg | 150 |
| SWIVEL | CGXFPUQ125S | 125 | 50 | | BALL | 150 x 110 | 105 x 80 | 550kg | 177 |
| SWIVEL / BRAKE | CGXFPUQ125STB | 125 | 50 | | BALL | 150 x 110 | 105 x 80 | 550kg | 177 |
| FIXED | CGXFPUQ125F | 125 | 50 | | BALL | 150 x 110 | 105 x 80 | 550kg | 177 |
| SWIVEL | CGXFPUQ150S | 150 | 50 | | BALL | 150 x 110 | 105 x 80 | 750kg | 200 |
| SWIVEL / BRAKE | CGXFPUQ150STB | 150 | 50 | | BALL | 150 x 110 | 105 x 80 | 750kg | 200 |
| FIXED | CGXFPUQ150F | 150 | 50 | | BALL | 150 x 110 | 105 x 80 | 750kg | 200 |
| SWIVEL | CGXFPUQ200S | 200 | 50 | | BALL | 150 x 110 | 105 x 80 | 1000kg | 250 |
| SWIVEL / BRAKE | CGXFPUQ200STB | 200 | 50 | | BALL | 150 x 110 | 105 x 80 | 1000kg | 250 |
| FIXED | CGXFPUQ200F | 200 | 50 | | BALL | 150 x 110 | 105 x 80 | 1000kg | 250 |
| SWIVEL | CGXFPOL100S | 100 | 50 |  POLYMER | BALL | 150 x 110 | 105 x 80 | 1400kg | 150 |
| SWIVEL / BRAKE | CGXFPOL100STB | 100 | 50 | | BALL | 150 x 110 | 105 x 80 | 1400kg | 150 |
| FIXED | CGXFPOL100F | 100 | 50 | | BALL | 150 x 110 | 105 x 80 | 1400kg | 150 |
| SWIVEL | CGXFPOL150S | 150 | 50 | | BALL | 150 x 110 | 105 x 80 | 1500kg | 200 |
| SWIVEL / BRAKE | CGXFPOL150STB | 150 | 50 | | BALL | 150 x 110 | 105 x 80 | 1500kg | 200 |
| FIXED | CGXFPOL150F | 150 | 50 | | BALL | 150 x 110 | 105 x 80 | 1500kg | 200 |
| SWIVEL | CGXFPOL200S | 200 | 50 | | BALL | 150 x 110 | 105 x 80 | 1500kg | 250 |
| SWIVEL / BRAKE | CGXFPOL200STB | 200 | 50 | | BALL | 150 x 110 | 105 x 80 | 1500kg | 250 |
| FIXED | CGXFPOL200F | 200 | 50 | | BALL | 150 x 110 | 105 x 80 | 1500kg | 250 |

CGAB SERIES Heavy Industrial Series

Forged Kingpinless Castor, Urethane on cast iron

200mm & 250mm



Capacity: 1400 - 1800KG per castor




- Forged Precision Bearing kingpin Castor
- Combined Precision Thrust Bearing/Tapered Roller Bearing
- Totally sealed swivel head with grease nipples
- 10mm Thick formed legs welded inside and outside
- 25mm Axle/90mm leg spacing
- Polyurethane tyre bonded to cast iron 93 Shore A

| TYPE | CODE | WHEEL DIAMETER (MM) | TYRE WIDTH | WHEEL TYPE | BEARING TYPE | PLATE SIZE | HOLE CENTRES MM | CAPACITY | HEIGHT (MM) |
|---------------------|----------------|---------------------|------------|---|--------------|------------|-----------------|----------|-------------|
| SWIVEL | CGABPUB200S | 200 | 75 |  URETHANE | BALL | 200 X 160 | 160 X 120 | 1400KG | 264 |
| SWIVEL / FACE BRAKE | CGABPUB200SWFB | 200 | 75 | | BALL | 200 X 160 | 160 X 120 | 1400KG | 264 |
| FIXED | CGABPUB200F | 200 | 75 | | BALL | 200 X 160 | 160 X 120 | 1400KG | 264 |
| SWIVEL | CGABPUB250S | 250 | 75 | | BALL | 200 X 160 | 160 X 120 | 1800kg | 314 |
| SWIVEL / FACE BRAKE | CGABPUB250SWFB | 250 | 75 | | BALL | 200 X 160 | 160 X 120 | 1800kg | 314 |
| FIXED | CGABPUB250F | 250 | 75 | | BALL | 200 X 160 | 160 X 120 | 1800kg | 314 |

CGVH SERIES

Forged Kingpinless Castor, Tapered Roller Bearing, Urethane on cast iron

200mm, 250mm, 300mm, 400mm



Capacity: 1800 - 3500KG per castor



- Forged Precision Bearing Kingpin Castor
- Combined Precision Thrust Bearing/Tapered Roller Bearing
- Adjustable swivel head play
- Totally sealed swivel head with grease nipples
- 12mm Thick formed legs welded inside and outside
- 30mm axle/114mm leg spacing
- Polyurethane tyre bonded to cast iron 93 Shore A

| TYPE | CODE | WHEEL DIAMETER (MM) | TYRE WIDTH | WHEEL TYPE | BEARING TYPE | PLATE SIZE | HOLE CENTRES MM | CAPACITY | HEIGHT (MM) |
|---------------------|----------------|---|---|---|---|--|---|---|---|
| | |  |  |  |  |  |  |  |  |
| SWIVEL | CGVHPUB200S | 200 | 100 |  Polyurethane | BALL | 255 x 200 | 210 x 160 | 1800kg | 280 |
| SWIVEL / FACE BRAKE | CGVHPUB200SWFB | 200 | 100 | | BALL | 255 x 200 | 210 x 160 | 1800kg | 280 |
| FIXED | CGVHPUB200F | 200 | 100 | | BALL | 255 x 200 | 210 x 160 | 1800kg | 280 |
| SWIVEL | CGVHPUB250S | 250 | 100 | | BALL | 255 x 200 | 210 x 160 | 2200kg | 330 |
| SWIVEL / FACE BRAKE | CGVHPUB250SWFB | 250 | 100 | | BALL | 255 x 200 | 210 x 160 | 2200kg | 330 |
| FIXED | CGVHPUB250F | 250 | 100 | | BALL | 255 x 200 | 210 x 160 | 2200kg | 330 |
| SWIVEL | CGVHPUB300S | 300 | 100 | | BALL | 255 x 200 | 210 x 160 | 2800kg | 395 |
| SWIVEL / FACE BRAKE | CGVHPUB300SWFB | 300 | 100 | | BALL | 255 x 200 | 210 x 160 | 2800kg | 395 |
| FIXED | CGVHPUB300F | 300 | 100 | | BALL | 255 x 200 | 210 x 160 | 2800KG | 395 |
| SWIVEL | CGVHPUB400S | 400 | 100 | | BALL | 255 x 200 | 210 x 160 | 3500KG | 495 |
| SWIVEL / FACE BRAKE | CGVHPUB400SWFB | 400 | 100 | | BALL | 255 x 200 | 210 x 160 | 3500KG | 495 |
| FIXED | CGVHPUB400F | 400 | 100 | | BALL | 255 x 200 | 210 x 160 | 3500KG | 495 |


Super Heavy Duty Industrial CGSH SERIES Impact Resistant Polymer

200mm, 250mm, 300mm

Capacity: 4500 - 7500KG per castor



- Forged Precision Bearing Kingpin Castor
- Combined Precision Thrust Bearing/Tapered Roller Bearing
- Adjustable swivel head play
- Totally sealed swivel head with grease nipples
- 12mm Thick formed legs welded inside and outside
- 30mm axle/114mm leg spacing
- High Impact Polymer (polyamide) wheel 80 Shore D
- The Ultimate choice for extremely high loads
- The brake is a wheel face brake









| TYPE | CODE | WHEEL DIAMETER (MM) | TYRE WIDTH | WHEEL TYPE | BEARING TYPE | PLATE SIZE | HOLE CENTRES MM | CAPACITY | HEIGHT (MM) |
|----------------|---------------|---------------------|------------|--|--------------|------------|-----------------|----------|-------------|
| SWIVEL | CGSHPOL200S | 200 | 80 |  Polymer | BALL | 255 x 200 | 210 x 160 | 4500kg | 280 |
| SWIVEL / BRAKE | CGSHPOL200STB | 200 | 80 | | BALL | 255 x 200 | 210 x 160 | 4500kg | 280 |
| FIXED | CGSHPOL200F | 200 | 80 | | BALL | 255 x 200 | 210 x 160 | 4500kg | 280 |
| SWIVEL | CGSHPOL250S | 250 | 80 | | BALL | 255 x 200 | 210 x 160 | 7500kg | 330 |
| SWIVEL / BRAKE | CGSHPOL250STB | 250 | 80 | | BALL | 255 x 200 | 210 x 160 | 7500kg | 330 |
| FIXED | CGSHPOL250F | 250 | 80 | | BALL | 255 x 200 | 210 x 160 | 7500kg | 330 |
| SWIVEL | CGSHPOL300S | 300 | 80 | | BALL | 255 x 200 | 210 x 160 | 7500kg | 395 |
| SWIVEL / BRAKE | CGSHPOL300STB | 300 | 80 | | BALL | 255 x 200 | 210 x 160 | 7500kg | 395 |
| FIXED | CGSHPOL300F | 300 | 80 | | BALL | 255 x 200 | 210 x 160 | 7500kg | 395 |

CGC SERIES Cast Iron Castors











Capacity: 40 - 500KG per castor

- Hard wearing, abrasive and heat resistant
- Comes in a wide range of sizes
- Great for glass and timber trolleys or workshop equipment that doesn't get moved around often.

| TYPE | CODE | WHEEL DIAMETER (MM) | TYRE WIDTH | WHEEL TYPE | BEARING TYPE | PLATE SIZE | HOLE CENTRES MM | CAPACITY | HEIGHT (MM) |
|--------|------------|---|---|---|---|--|---|---|---|
| | |  |  |  |  |  |  |  |  |
| SWIVEL | CGCCA50S | 50 | 19 | CAST IRON | PLAIN | 58 x 40 | 46 x 35 | 40kg | 65 |
| FIXED | CGCCA50F | 50 | 19 | CAST IRON | PLAIN | 58 x 48 | 43.5 x 23.5 | 40kg | 65 |
| SWIVEL | CGCCA75S | 75 | 30 | CAST IRON | PLAIN | 70 x 61 | 53 x 40 | 65kg | 94 |
| FIXED | CGCCA75F | 75 | 30 | CAST IRON | PLAIN | 70 x 61 | 53 x 40 | 65kg | 94 |
| SWIVEL | DCI75/MZP | 75 | 28 | CAST IRON | PLAIN | 100 x 86 | 80 x 60 | 100kg | 106 |
| FIXED | DCI75/MZF | 75 | 28 | CAST IRON | PLAIN | 100 x 86 | 80 x 60 | 100kg | 106 |
| SWIVEL | JCI100/JZP | 100 | 38 | CAST IRON | PLAIN | 100 x 86 | 80 x 60 | 230kg | 129 |
| FIXED | JCI100/JZF | 100 | 38 | CAST IRON | PLAIN | 100 x 86 | 80 x 60 | 230kg | 129 |
| SWIVEL | CGCCR100S | 100 | 50 | CAST IRON | ROLLER | 115 x 100 | 92/76 x 76/67 | 300kg | 135 |
| FIXED | CGCCR100F | 100 | 50 | CAST IRON | ROLLER | 115 x 100 | 92/76 x 76/67 | 300kg | 135 |
| SWIVEL | CGCCR150S | 150 | 50 | CAST IRON | ROLLER | 115 x 100 | 92/76 x 76/67 | 400kg | 189 |
| FIXED | CGCCR150F | 150 | 50 | CAST IRON | ROLLER | 115 x 100 | 92/76 x 76/67 | 400kg | 189 |
| SWIVEL | CGCCR200S | 200 | 50 | CAST IRON | ROLLER | 115 x 100 | 92/76 x 76/67 | 500kg | 236 |
| FIXED | CGCCR200F | 200 | 50 | CAST IRON | ROLLER | 115 x 100 | 92/76 x 76/67 | 500kg | 236 |

Engine Crane Castors

| TYPE | CODE | WHEEL DIAMETER (MM) | TYRE WIDTH | WHEEL TYPE | BEARING TYPE | PLATE SIZE | HOLE CENTRES MM | CAPACITY | HEIGHT (MM) |
|--------|--------|---|---|---|---|--|---|---|---|
| | |  |  |  |  |  |  |  |  |
| SWIVEL | CGCEW4 | 100 | 31 | CAST IRON | PLAIN | 94 x 60 | 75 x 30 | 80 | 118 |
| SWIVEL | CGCEW3 | 75 | 31 | CAST IRON | PLAIN | 94 x 60 | 75 x 30 | 70 | 103 |

Dumper Bin Castors

Capacity: 400KG per castor



- Precision machined ball race
- Heavier load bearing castor 500kg
- Specifically designed for the waste industry




| TYPE | CODE | WHEEL DIAMETER (MM) | TYRE WIDTH | WHEEL TYPE | BEARING TYPE | PLATE SIZE | HOLE CENTRES MM | CAPACITY | HEIGHT (MM) |
|----------------------------|----------------|---------------------|------------|------------|--------------|------------|-----------------|-----------------------|-------------|
| SET 2 X SWIVEL 2X FIXED | CGDUMPERSET | 150 | 50 | CAST IRON | ROLLER | 175 x 100 | 152 x 76 | 1600kg (4 castors) | 194 |
| SWIVEL | CGDUMPERSWIVEL | 150 | 50 | CAST IRON | ROLLER | 175 x 100 | 152 x 76 | 400kg | 194 |
| FIXED | CGDUMPERFIXED | 150 | 50 | CAST IRON | ROLLER | 175 x 100 | 152 x 76 | 400kg | 194 |



CGMS/S Stainless Steel Single Bolt hole

50mm, 80mm, 100mm, 125mm

Capacity: 40 - 120KG per castor



- Stainless steel Grade 304 castors
- Stainless steel brake pedal
- Double Ball Race head set
- Stainless steel Axle
- Suitable for all wet areas, hospitals, kitchen and food processing equipment etc.
- Can be fixed with wide range of fittings (See Fittings Section)

| TYPE | CODE | WHEEL DIAMETER (MM) | TYRE WIDTH | WHEEL TYPE | BEARING TYPE | BOLT HOLE SIZE | CAPACITY (KG) | HEIGHT (MM) |
|-------------------|---------------|---------------------|------------|--|--------------|----------------|---------------|-------------|
| BOLT HOLE | CGSWNA50BH | 50 | 20 |  NYLON | PLAIN | 10.5 | 40 | 70 |
| BOLT HOLE / BRAKE | CGSWNA50BHTB | 50 | 20 | | PLAIN | 10.5 | 40 | 70 |
| BOLT HOLE | CGSWNA80BH | 80 | 32 | | PLAIN | 12.5 | 150 | 108 |
| BOLT HOLE / BRAKE | CGSWNA80BHTB | 80 | 32 | | PLAIN | 12.5 | 150 | 108 |
| BOLT HOLE | CGSWNA100BH | 100 | 32 | | PLAIN | 12.5 | 150 | 128 |
| BOLT HOLE / BRAKE | CGSWNA100BHTB | 100 | 32 | | PLAIN | 12.5 | 150 | 128 |
| BOLT HOLE | CGSWNA125BH | 125 | 32 | | PLAIN | 12.5 | 150 | 155 |
| BOLT HOLE / BRAKE | CGSWNA125BHTB | 125 | 32 | | PLAIN | 12.5 | 150 | 155 |
| BOLT HOLE | CGSGRQ80BH | 80 | 32 |  RUBBER | BALL | 12.5 | 75 | 108 |
| BOLT HOLE / BRAKE | CGSGRQ80BHTB | 80 | 32 | | BALL | 12.5 | 75 | 108 |
| BOLT HOLE | CGSGRQ100BH | 100 | 32 | | BALL | 12.5 | 100 | 128 |
| BOLT HOLE / BRAKE | CGSGRQ100BHTB | 100 | 32 | | BALL | 12.5 | 100 | 128 |
| BOLT HOLE | CGSGRQ125BH | 125 | 32 | | BALL | 12.5 | 120 | 155 |
| BOLT HOLE / BRAKE | CGSGRQ125BHTB | 125 | 32 | | BALL | 12.5 | 120 | 155 |

CGMS/S Stainless Steel Plate

Capacity: 40 - 400KG per castor



- Stainless steel Grade 304 castors
- Stainless steel brake pedal
- Double Ball Race head set
- Stainless steel Axle
- Suitable for all wet areas, hospitals, kitchen and food processing equipment etc.
- Can be welded or bolted on with stainless steel screws or bolts and nuts

| TYPE | CODE | WHEEL DIAMETER (MM) | TYRE WIDTH | WHEEL TYPE | BEARING TYPE | PLATE SIZE | HOLE CENTRES MM | CAPACITY | HEIGHT (MM) | |
|----------------|--------------|---------------------|------------|------------|--------------|------------|-----------------|------------|-------------|-----|
| | | | | | | | | | | |
| SWIVEL | CGSWNA50S | 50 | 20 | NYLON | PLAIN | 69 x 48 | 28 x 55 | 40 | 67 | |
| FIXED | CGSWNA50F | 50 | 20 | | PLAIN | 69 x 48 | 25 x 54 | 40 | 67 | |
| SWIVEL | CGSWNA80S | 80 | 32 | | PLAIN | 105 x 85 | 80/77 x 60 | 150 | 108 | |
| SWIVEL / BRAKE | CGSWNA80STB | 80 | 32 | | PLAIN | 105 x 85 | 80/77 x 60 | 150 | 108 | |
| FIXED | CGSWNA80F | 80 | 32 | | PLAIN | 105 x 85 | 80/77 x 60 | 75 | 108 | |
| SWIVEL | CGSWNA100S | 100 | 32 | | PLAIN | 105 x 85 | 80/77 x 60 | 100 | 128 | |
| SWIVEL / BRAKE | CGSWNA100STB | 100 | 32 | | PLAIN | 105 x 85 | 80/77 x 60 | 150 | 128 | |
| FIXED | CGSWNA100F | 100 | 32 | | PLAIN | 105 x 85 | 80/77 x 60 | 100 | 128 | |
| SWIVEL | CGSWNA125S | 125 | 32 | | PLAIN | 105 x 85 | 80/77 x 60 | 150 | 155 | |
| SWIVEL / BRAKE | CGSWNA125STB | 125 | 32 | | PLAIN | 105 x 85 | 80/77 x 60 | 150 | 155 | |
| FIXED | CGSWNA125F | 125 | 32 | | PLAIN | 105 x 85 | 80/77 x 60 | 150 | 155 | |
| SWIVEL | CGSWNA160S | 160 | 45 | | PLAIN | 137 x 105 | 105 x 80/75 | 350 | 200 | |
| SWIVEL / BRAKE | CGSWNA160STB | 160 | 45 | | PLAIN | 137 x 105 | 105 x 80/75 | 350 | 200 | |
| FIXED | CGSWNA160F | 160 | 45 | | PLAIN | 137 x 105 | 105 x 80/75 | 350 | 200 | |
| SWIVEL | CGSWNA200S | 200 | 50 | | PLAIN | 137 x 105 | 105 x 80/75 | 400 | 240 | |
| SWIVEL / BRAKE | CGSWNA200STB | 200 | 50 | | PLAIN | 137 x 105 | 105 x 80/75 | 400 | 240 | |
| FIXED | CGSWNA200F | 200 | 50 | | PLAIN | 137 x 105 | 105 x 80/75 | 400 | 240 | |
| SWIVEL | CGSGRQ80S | 80 | 32 | | RUBBER | BALL | 105 x 85 | 80/77 x 60 | 75 | 108 |
| SWIVEL / BRAKE | CGSGRQ80STB | 80 | 32 | | | BALL | 105 x 85 | 80/77 x 60 | 75 | 108 |
| FIXED | CGSGRQ80F | 80 | 32 | | | BALL | 105 x 85 | 80/77 x 60 | 75 | 108 |
| SWIVEL | CGSGRQ100S | 100 | 32 | BALL | | 105 x 85 | 80/77 x 60 | 100 | 128 | |
| SWIVEL / BRAKE | CGSGRQ100STB | 100 | 32 | BALL | | 105 x 85 | 80/77 x 60 | 100 | 128 | |
| FIXED | CGSGRQ100F | 100 | 32 | BALL | | 105 x 85 | 80/77 x 60 | 100 | 128 | |
| SWIVEL | CGSGRQ125S | 125 | 32 | BALL | | 105 x 85 | 80/77 x 60 | 120 | 155 | |
| SWIVEL / BRAKE | CGSGRQ125STB | 125 | 32 | BALL | | 105 x 85 | 80/77 x 60 | 120 | 155 | |
| FIXED | CGSGRQ125F | 125 | 32 | BALL | | 105 x 85 | 80/77 x 60 | 120 | 155 | |







Medical Equipment Series

CGI SERIES Shower Chair Castors




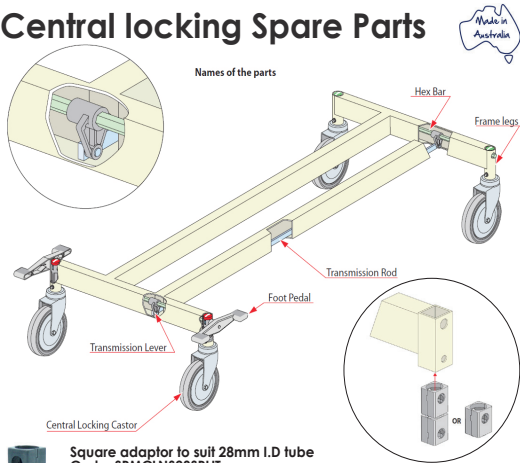
Capacity: 85 - 150KG per castor

- Specifically designed to suit shower chairs or commode chairs in hospitals, nursing homes.
- Comes in stainless steel. Powder coated or plastic frames
- A range of adaptors are available to suit different chair legs.
- Supreme resistance to water.

| TYPE | CODE | WHEEL DIAMETER (MM) | TYRE WIDTH | FRAME TYPE | BEARING TYPE | CAPACITY | HEIGHT (MM) |
|-----------------|------------------|---|---|--|---|---|---|
| | |  |  |  |  |  |  |
| BOLT HOLE | CGIGRAP100BH | 100 | 32 | PLASTIC | BALL | 100kg | 144.5 |
| BOLT HOLE/BRAKE | CGIGRAP100BHTB | 100 | 32 | PLASTIC | BALL | 100kg | 144.5 |
| BOLT HOLE | CGIGRQ125BHS/S | 125 | 32 | STAINLESS | BALL | 100kg | 160 |
| BOLT HOLE/BRAKE | CGIGRQ125BHTBS/S | 125 | 32 | STAINLESS | BALL | 100kg | 160 |
| BOLT HOLE | CGIGRAP125BH | 125 | 32 | PLASTIC | BALL | 100kg | 165.5 |
| BOLT HOLE/BRAKE | CGIGRAP125BHTB | 125 | 32 | PLASTIC | BALL | 100kg | 165.5 |
| BOLT HOLE | MJA125G/MPH22 | 125 | 34 | POWDER COATED | PLAIN | 85kg | 161 |
| BOLT HOLE/BRAKE | MJA125G/MPHTB22 | 125 | 34 | POWDER COATED | PLAIN | 85kg | 161 |
| BOLT HOLE | QTA150G/MPH22 | 150 | 34 | POWDER COATED | PLAIN | 150kg | 187 |
| BOLT HOLE/BRAKE | QTA150G/MPHTB22 | 150 | 34 | POWDER COATED | PLAIN | 150kg | 187 |
| BOLT HOLE | QTA175G/MPH22 | 175 | 34 | POWDER COATED | PLAIN | 150kg | 214 |
| BOLT HOLE/BRAKE | QTA175G/MPHTB22 | 175 | 34 | POWDER COATED | PLAIN | 150kg | 214 |
| BOLT HOLE | QTA200G/MPH22 | 200 | 34 | POWDER COATED | PLAIN | 150kg | 238 |
| BOLT HOLE/BRAKE | QTA200G/MPHTB22 | 200 | 34 | POWDER COATED | PLAIN | 150kg | 238 |

Central Locking

Central locking Spare Parts



Double ended control pedal
SPPEDCL(L) - Left hand side
SPPEDCL(R) - Right hand side

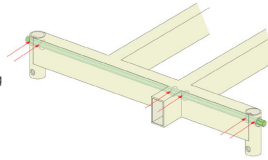


Glass filled nylon transmission lever
Very strong, hard polymer designed for high abrasion resistance and ductility to prevent brittle-fracture.
Note: tougher than sintered metal transmission levers
codes: **SPMCLTL** - to suit the standard long ISO pintle
SPMCSTL - to suit the short pintle

Hex Bar Clearance

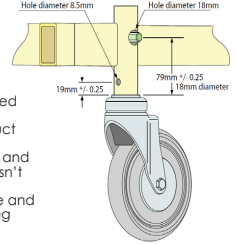
It is also critical that the hex bar for actuating the castor is free to move. Ensure that the frame does not interfere with the hex bar. This involves either drilling large holes for ample clearance (suggest 18mm diameter) or, if smaller holes are required. **Ensure that all the holes are aligned** and the frame is strong enough that it will not twist when fully loaded.

The hex bar should only contact the mechanism (two castors, pedals and the transmission lever), it should be able to rotate freely without rubbing or bending. If these holes are too small, or misaligned, the rubbing and bending of the hex bar will make operation difficult, and will stop the castors from functioning.



Central Locking Bed Requirements

This page outlines the requirements needed to ensure that your Fallshaw centre locking castors function correctly when initially filled and also continue to function for the life of the product. If you are unable to meet one or more of these requirements please speak to our technical team to see if a special product can be made to suit your application.



Mounting heights

It is critical that the load of the bed sits on the mounting washer. This reduces movement of the product over time and reduces the stress placed on the attachment bolts and holes. If the load of the bed doesn't sit on the washer, with time the mounting bolt holes will elongate and the castor will push up into the leg and cease to function.

It is therefore important to control the height from the bottom of the tube to the attachment holes, and also to the hex bar hole (see drawing for dimension and tolerances). *These dimensions are to suit the Australian and European Standard (EN12531:1999). If you are unable to meet these dimensions please speak to our sales team.*

Square adaptor to suit 28mm I.D tube

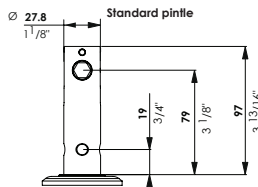
Code: **SPMCLNS285PLIT**

Note: Central locking castors must be installed with a tight fit into the tubing - otherwise the castors will fill forward under load causing excessive wear and compromising the directional lock performance. Our warranty only applies if castors are correctly installed. This includes always fitting the central locking castors using round tubing or square tubing with square adaptors.

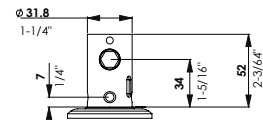
Central Locking castors

Central locking castors

- Used on hospital beds where one pedal needs to activate multiple brakes
- Precision wheel bearings
- Excellent design and performance



Short Pintle (made to order)



Note: Standard configuration for hospital beds with 4 castors is a set of 2 DL and 2 TB castors. A set includes 2 transmission pedals with 3 positions: DL, swivel (free) and TB.

| Bearing Type | Capacity kg / lb | Diameter x Width mm / inch | Single or Twin Wheel | Tyre Material | Castor Type | Standard Pintle | | | Short Pintle (made to order) | | |
|------------------|------------------|----------------------------|------------------------------|---------------|-------------|--|----------------|--|------------------------------|----------------|----------------|
| | | | | | | Swivel | Total brake | Direction Lock | Swivel | Total Brake | Direction Lock |
| Precision Q Ball | 100kg 220lb | 100x32 4 x 1 1/4 | Single wheel | TPE | MJQ100G | MJQ100G/CZL | MJQ100G/CZLTB | MJQ100G/CZLDL | MJQ100G/CZS | MJQ100G/CZSTB | MJQ100G/CZSDL |
| Precision Q Ball | 100kg 220lb | 125x32 5 x 1 1/4 | | | SET | Bed Set 2x TB + 2x DL + 2x Transmission levers | MJQ100GCLLSET | Bed Set 2x TB + 2x DL + 2x Transmission levers | MJQ100GCLLSET | | |
| Precision Q Ball | 100kg 220lb | 150x32 6 x 1 1/4 | | | SET | Bed Set 2x TB + 2x DL + 2x Transmission levers | MQJ125GCLLSET | Bed Set 2x TB + 2x DL + 2x Transmission levers | MQJ125GCLLSET | | |
| Precision Q Ball | 100kg 220lb | 200x32 8 x 1 1/4 | | | SET | Bed Set 2x TB + 2x DL + 2x Transmission levers | MQJ125GCLLSET | Bed Set 2x TB + 2x DL + 2x Transmission levers | MQJ125GCLLSET | | |
| Precision Q Ball | 100kg 220lb | 150x32 6 x 1 1/4 | Twin Wheel Polyurethane (PU) | Grey Rubber | N/A | CUQ150GT/CNL | CUQ150GT/CNLTB | CUQ150GT/CNLDL | CUQ150GT/CNS | CUQ150GT/CNSTB | CUQ150GT/CNSDL |
| Precision Q Ball | 100kg 220lb | 150x32 6 x 1 1/4 | | | SET | Bed Set 2x TB + 2x DL + 2x Transmission levers | CUQ150GTCLLSET | Bed Set 2x TB + 2x DL + 2x Transmission levers | CUQ150GTCLLSET | | |







Medical Equipment Series

CGUT SERIES Polyurethane Twin wheels

Capacity: 70 - 110KG per castor



- Polyurethane twin non marking castors
- Comes with either 10mm or 12mm pintles
- Precision Ball Bearings
- Can use on a wide range of medical or display equipment.
- Square plate also available

| TYPE | CODE | WHEEL DIAMETER (MM) | TYRE WIDTH | WHEEL TYPE | BEARING TYPE | THREAD X LENGTH | CAPACITY | HEIGHT (MM) |
|-------------------|-------------------|---|---|---|---|-----------------|---|---|
| | |  |  |  |  | |  |  |
| BOLT HOLE | CGUTW75BH-M10 | 75 | 55 | URETHANE TWIN | Plain | M10 x 25 | 70kg | 82 |
| BOLT HOLE / BRAKE | CGUTW75BHTB-M10-B | 75 | 55 | URETHANE TWIN | Plain | M10 x 25 | 70kg | 82 |
| BOLT HOLE | CGUTW75BH-M12 | 75 | 74 | URETHANE TWIN | Plain | M12 x 25 | 70kg | 92 |
| BOLT HOLE / BRAKE | CGUTW75BHTB-M12-B | 75 | 74 | URETHANE TWIN | Plain | M12 x 25 | 70kg | 92 |
| BOLT HOLE | CGUTW100BH-M10 | 100 | 55 | URETHANE TWIN | Plain | M10 x 25 | 80kg | 102 |
| BOLT HOLE / BRAKE | CGUTW100BHTB-M10B | 100 | 55 | URETHANE TWIN | Plain | M10 x 25 | 80kg | 102 |
| BOLT HOLE | CGUTW100BH-M12 | 100 | 55 | URETHANE TWIN | Plain | M12 x 25 | 80kg | 102 |
| BOLT HOLE / BRAKE | CGUTW100BHTB-M12B | 100 | 55 | URETHANE TWIN | Plain | M12 x 25 | 80kg | 102 |
| BOLT HOLE | CGUTW125BH-M12 | 100 | 74 | URETHANE TWIN | Plain | M12 x 25 | 110kg | 143 |
| BOLT HOLE / BRAKE | CGUTW125BHTB-M12B | 100 | 74 | URETHANE TWIN | Plain | M12 x 25 | 110kg | 143 |

Medical Equipment Series

CGUT SERIES

Polyurethane Twin Wheel Plate Castors

Capacity: 70 - 110KG



CGUTW75ZP



CGUTW75STB

- Polyurethane twin non marking castors
- Precision Ball Bearings
- Can use on a wide range of medical or display equipment

| TYPE | CODE | WHEEL DIAMETER | TYRE WIDTH | WHEEL TYPE | BEARING TYPE | PLATE SIZE | HOLE CENTRES MM | HEIGHT | CAPACITY |
|----------------|-------------|----------------|------------|------------|--------------|------------|-----------------|--------|----------|
| SWIVEL | CGUTW75ZP | 75 | 55 | URETHANE | BALL | 38 x 38 | 27 x 27 | 92 | 80kg |
| SWIVEL / BRAKE | CGUTW75ZPTB | 75 | 55 | URETHANE | BALL | 38 x 38 | 27 x 27 | 92 | 80kg |
| SWIVEL | CGUTW75S | 75 | 74 | URETHANE | BALL | 102 x 84 | 80 x 60 | 94 | 70kg |
| SWIVEL / BRAKE | CGUTW75STB | 75 | 74 | URETHANE | BALL | 102 x 84 | 80 x 60 | 94 | 70kg |
| SWIVEL | CGUTW100S | 100 | 74 | URETHANE | BALL | 102 x 84 | 80 x 60 | 123 | 100kg |
| SWIVEL / BRAKE | CGUTW100STB | 100 | 74 | URETHANE | BALL | 102 x 84 | 80 x 60 | 123 | 100kg |
| SWIVEL | CGUTW125S | 125 | 74 | URETHANE | BALL | 102 x 84 | 80 x 60 | 146 | 110kg |
| SWIVEL / BRAKE | CGUTW125STB | 125 | 74 | URETHANE | BALL | 102 x 84 | 80 x 60 | 146 | 110kg |

CGQ SERIES Zinc Single Bolt Hole

75mm, 100mm, 125mm, 150mm



Capacity: 80 - 125KG per castor

- Twin race swivel action for long life
- Available in Grey Rubber and Urethane
- Red Braking pedal for Total Brake, Green Braking pedal for Directional Brake
- Ideal for mobile equipment in shops
- Industry, medical and catering equipment
- Can be fixed with wide range of fittings (See fittings section)

| TYPE | CODE | WHEEL DIAMETER (MM) | TYRE WIDTH | WHEEL TYPE | BEARING TYPE | BOLT HOLE SIZE | CAPACITY | HEIGHT (MM) | |
|-------------------------|---------------|---|---|---|---|---|---|---|-----|
| | |  |  |  |  |  |  |  | |
| BOLT HOLE | CGQGRQ75BH | 75 | 32 |  RUBBER | BALL | 12.5 | 80kg | 111 | |
| BOLT HOLE / BRAKE | CGQGRQ75BHTB | 75 | 32 | | BALL | 12.5 | 80kg | 111 | |
| BOLT HOLE / DIRECTIONAL | CGQGRQ75BHDL | 75 | 32 | | BALL | 12.5 | 80kg | 111 | |
| BOLT HOLE | CGQGRQ100BH | 100 | 32 | | BALL | 12.5 | 100kg | 135 | |
| BOLT HOLE / BRAKE | CGQGRQ100BHTB | 100 | 32 | | BALL | 12.5 | 100kg | 135 | |
| BOLT HOLE / DIRECTIONAL | CGQGRQ100BHDL | 100 | 32 | | BALL | 12.5 | 100kg | 135 | |
| BOLT HOLE | CGQGRQ125BH | 125 | 32 | | BALL | 12.5 | 110kg | 158 | |
| BOLT HOLE / BRAKE | CGQGRQ125BHTB | 125 | 32 | | BALL | 12.5 | 110kg | 158 | |
| BOLT HOLE / DIRECTIONAL | CGQGRQ125BHDL | 125 | 32 | | BALL | 12.5 | 110kg | 158 | |
| BOLT HOLE | CGQGRQ150BH | 150 | 32 | | BALL | 12.5 | 125kg | 183 | |
| BOLT HOLE / BRAKE | CGQGRQ150BHTB | 150 | 32 | | BALL | 12.5 | 125kg | 183 | |
| BOLT HOLE / DIRECTIONAL | CGQGRQ150HDL | 150 | 32 | | BALL | 12.5 | 125kg | 183 | |
| BOLT HOLE | CGQPUQ75BH | 75 | 32 | |  URETHANE | BALL | 12.5 | 80kg | 111 |
| BOLT HOLE / BRAKE | CGQPUQ75BHTB | 75 | 32 | | | BALL | 12.5 | 80kg | 111 |
| BOLT HOLE / DIRECTIONAL | CGQPUQ75BHDL | 75 | 32 | | | BALL | 12.5 | 80kg | 111 |
| BOLT HOLE | CGQPUQ100BH | 100 | 32 | BALL | | 12.5 | 100kg | 135 | |
| BOLT HOLE / BRAKE | CGQPUQ100BHTB | 100 | 32 | BALL | | 12.5 | 100kg | 135 | |
| BOLT HOLE / DIRECTIONAL | CGQPUQ100BHDL | 100 | 32 | BALL | | 12.5 | 100kg | 135 | |
| BOLT HOLE | CGQPUQ125BH | 125 | 32 | BALL | | 12.5 | 110kg | 158 | |
| BOLT HOLE / BRAKE | CGQPUQ125BHTB | 125 | 32 | BALL | | 12.5 | 110kg | 158 | |
| BOLT HOLE / DIRECTIONAL | CGQPUQ125BHDL | 125 | 32 | BALL | | 12.5 | 110kg | 158 | |
| BOLT HOLE | CGQPUQ150BH | 150 | 32 | BALL | | 12.5 | 125kg | 183 | |
| BOLT HOLE / BRAKE | CGQPUQ150BHTB | 150 | 32 | BALL | 12.5 | 125kg | 183 | | |
| BOLT HOLE / DIRECTIONAL | CGQPUQ150HDL | 150 | 32 | BALL | 12.5 | 125kg | 183 | | |

CGQ SERIES Zinc Plate

75mm, 100mm, 125mm, 150mm



Capacity: 80 - 125KG per castor

- Twin race swivel action for long life
- Available in Grey Rubber and Urethane
- Red Braking pedal for Total Brake, Green Braking pedal for Directional Brake
- Ideal for mobile equipment in shops
- Industry, medical and catering equipment
- Can be fixed with wide range of fittings (See fittings section)

| TYPE | CODE | WHEEL DIAMETER (MM) | TYRE WIDTH | WHEEL TYPE | BEARING TYPE | PLATE SIZE | HOLE CENTRES MM | CAPACITY | HEIGHT (MM) | |
|----------------------------|--------------|---------------------|------------|------------|--------------|------------|-----------------|----------|-------------|-----|
| | | | | | | | | | | |
| SWIVEL | CGQGRQ75S | 75 | 32 | RUBBER | BALL | 102 X 84 | 80 X 60 | 80kg | 115 | |
| SWIVEL / BRAKE | CGQGRQ75STB | 75 | 32 | | BALL | 102 X 84 | 80 X 60 | 80kg | 115 | |
| SWIVEL / DIRECTIONAL BRAKE | CGQGRQ75SDL | 75 | 32 | | BALL | 102 X 84 | 80 X 60 | 80kg | 115 | |
| FIXED | CGQGRQ75F | 75 | 32 | | BALL | 102 X 84 | 80 X 60 | 80kg | 115 | |
| SWIVEL | CGQGRQ100S | 100 | 32 | | BALL | 102 X 84 | 80 X 60 | 100kg | 139 | |
| SWIVEL / BRAKE | CGQGRQ100STB | 100 | 32 | | BALL | 102 X 84 | 80 X 60 | 100kg | 139 | |
| SWIVEL / DIRECTIONAL BRAKE | CGQGRQ100SDL | 125 | 32 | | BALL | 102 X 84 | 80 X 60 | 100kg | 139 | |
| FIXED | CGQGRQ100F | 100 | 32 | | BALL | 102 X 84 | 80 X 60 | 100kg | 139 | |
| SWIVEL | CGQGRQ125S | 125 | 32 | | BALL | 102 X 84 | 80 X 60 | 110kg | 162 | |
| SWIVEL / BRAKE | CGQGRQ125STB | 125 | 32 | | BALL | 102 X 84 | 80 X 60 | 110kg | 162 | |
| SWIVEL / DIRECTIONAL BRAKE | CGQGRQ125SDL | 125 | 32 | | BALL | 102 X 84 | 80 X 60 | 110kg | 162 | |
| FIXED | CGQGRQ125F | 125 | 32 | | BALL | 102 X 84 | 80 X 60 | 110kg | 162 | |
| SWIVEL | CGQGRQ150S | 150 | 32 | | BALL | 102 X 84 | 80 X 60 | 125kg | 187 | |
| SWIVEL / BRAKE | CGQGRQ150STB | 150 | 32 | | BALL | 102 X 84 | 80 X 60 | 125kg | 187 | |
| SWIVEL / DIRECTIONAL BRAKE | CGQGRQ150SDL | 150 | 32 | | BALL | 102 X 84 | 80 X 60 | 125kg | 187 | |
| FIXED | CGQGRQ150F | 150 | 32 | | BALL | 102 X 84 | 80 X 60 | 125kg | 187 | |
| SWIVEL | CGQPUQ75S | 75 | 32 | | URETHANE | BALL | 102 X 84 | 80 X 60 | 80kg | 115 |
| SWIVEL / BRAKE | CGQPUQ75STB | 75 | 32 | | | BALL | 102 X 84 | 80 X 60 | 80kg | 115 |
| SWIVEL / DIRECTIONAL BRAKE | CGQPUQ75SDL | 75 | 32 | BALL | | 102 X 84 | 80 X 60 | 80kg | 115 | |
| FIXED | CGQPUQ75F | 75 | 32 | BALL | | 102 X 84 | 80 X 60 | 80kg | 115 | |
| SWIVEL | CGQPUQ100S | 100 | 32 | BALL | | 102 X 84 | 80 X 60 | 100kg | 139 | |
| SWIVEL / BRAKE | CGQPUQ100STB | 100 | 32 | BALL | | 102 X 84 | 80 X 60 | 100kg | 139 | |
| SWIVEL / DIRECTIONAL BRAKE | CGQPUQ100SDL | 100 | 32 | BALL | | 102 X 84 | 80 X 60 | 100kg | 139 | |
| FIXED | CGQPUQ100F | 100 | 32 | BALL | | 102 X 84 | 80 X 60 | 100kg | 139 | |
| SWIVEL | CGQPUQ125S | 125 | 32 | BALL | | 102 X 84 | 80 X 60 | 110kg | 162 | |
| SWIVEL / BRAKE | CGQPUQ125STB | 125 | 32 | BALL | | 102 X 84 | 80 X 60 | 110kg | 162 | |
| SWIVEL / DIRECTIONAL BRAKE | CGQPUQ125SDL | 125 | 32 | BALL | | 102 X 84 | 80 X 60 | 110kg | 162 | |
| FIXED | CGQPUQ125F | 125 | 32 | BALL | | 102 X 84 | 80 X 60 | 110kg | 162 | |
| SWIVEL | CGQPUQ150S | 150 | 32 | BALL | | 102 X 84 | 80 X 60 | 125kg | 187 | |
| SWIVEL / BRAKE | CGQPUQ150STB | 150 | 32 | BALL | | 102 X 84 | 80 X 60 | 125kg | 187 | |
| SWIVEL / DIRECTIONAL BRAKE | CGQPUQ150SDL | 150 | 32 | BALL | | 102 X 84 | 80 X 60 | 125kg | 187 | |
| FIXED | CGQPUQ150F | 150 | 32 | BALL | | 102 X 84 | 80 X 60 | 125kg | 187 | |

CGHT SERIES High Temperature

100mm, 125mm, 150mm

290 C INTERMITTENT TEMPERATURE RATING









260 C CONTINUOUS TEMPERATURE RATING











Capacity: 150 - 400KG per castor

- Designed specifically for baking ovens
- Factory filled with high temperature grease
- Dual ball race for long life, low maintenance
- 260 C continuous use
- 290 C Intermittent use

ZINC PHENOLIC

| TYPE | CODE | WHEEL DIAMETER (MM) | TYRE WIDTH | WHEEL TYPE | BEARING TYPE | TEMP RATING | PLATE SIZE | HOLE CENTRES MM | CAPACITY | HEIGHT (MM) |
|----------------|---------------|---|---|---|---|-------------|---|---|---|---|
| | |  |  |  |  | |  |  |  |  |
| SWIVEL | CGHTMZS100S | 100 | 36 | PHENOLIC | BALL | 260DEG | 105 x 85 | 80 x 64 | 150 | 130 |
| FIXED | CGHTMZS100F | 100 | 36 | PHENOLIC | BALL | 260DEG | 105 x 85 | 80 x 64 | 150 | 130 |
| SWIVEL | JCI100/JZPHT | 100 | 38 | CAST IRON | PLAIN | 400DEG | 100 x 86 | 80 x 60 | 230 | 129 |
| FIXED | JCI100/JZF | 100 | 38 | CAST IRON | PLAIN | 400DEG | 100 x 86 | 80 x 60 | 230 | 129 |
| SWIVEL | CGHTMZS125S | 125 | 50 | PHENOLIC | BALL | 260DEG | 135 x 110 | 105 x 80/75 | 300 | 165 |
| SWIVEL / BRAKE | CGHTMZS125STB | 125 | 50 | PHENOLIC | BALL | 260DEG | 135 x 110 | 105 x 80/75 | 300 | 165 |
| FIXED | CGHTMZS125F | 125 | 50 | PHENOLIC | BALL | 260DEG | 135 x 110 | 105 x 80/75 | 300 | 165 |
| SWIVEL | CGHTMZS150S | 150 | 50 | PHENOLIC | BALL | 260DEG | 135 x 110 | 105 x 80/75 | 400 | 191 |
| SWIVEL / BRAKE | CGHTMZS150STB | 150 | 50 | PHENOLIC | BALL | 260DEG | 135 x 110 | 105 x 80/75 | 400 | 191 |
| FIXED | CGHTMZS150F | 150 | 50 | PHENOLIC | BALL | 260DEG | 135 x 110 | 105 x 80/75 | 400 | 191 |

STAINLESS STEEL PHENOLIC

| TYPE | CODE | WHEEL DIAMETER (MM) | TYRE WIDTH | WHEEL TYPE | BEARING TYPE | TEMP RATING | PLATE SIZE | HOLE CENTRES MM | CAPACITY | HEIGHT (MM) |
|--------|-------------|---|---|---|---|-------------|--|---|---|---|
| | |  |  |  |  | |  |  |  |  |
| SWIVEL | CGHTMSS100S | 100 | 36 | PHENOLIC | BALL | 260DEG | 105 x 85 | 80 x 64 | 150 | 130 |
| FIXED | CGHTMSS100F | 100 | 36 | PHENOLIC | BALL | 260DEG | 105 x 85 | 80 x 64 | 150 | 130 |

CG REFRIGERATION CASTORS




CGMWNR80BHTB

Capacity: 100KG per Castor

- Refrigeration castors come with a 3/4" BSW bolt which screws into the mounting plate. This enables the operator to remove the castors if need be by simply unscrewing the castor.

Note: Other castors for the refrigeration industry available please see Low height heavy duty series.



CGZP

WHITE NYLON CASTORS


| TYPE | CODE | WHEEL DIAMETER (MM) | TYRE WIDTH | WHEEL TYPE | BEARING TYPE | BOLT SIZE | HEIGHT (MM) | CAPACITY |
|-----------------|--------------------------|---------------------|------------|------------|--------------|-----------------|-------------|----------|
| BOLT HOLE | CGMWNR80BH + CG3/4BSW | 80 | 32 | NYLON | ROLLER | 3/4" BSW x 11mm | 100kg | 108 |
| BOLT HOLE/BRAKE | CGMWNR80BHTB + CG3/4BSW | 80 | 32 | NYLON | ROLLER | 3/4" BSW x 11mm | 100kg | 108 |
| BOLT HOLE | CGMWNR100BH + CG3/4BSW | 100 | 32 | NYLON | ROLLER | 3/4" BSW x 11mm | 100kg | 128 |
| BOLT HOLE/BRAKE | CGMWNR100BHTB + CG3/4BSW | 100 | 32 | NYLON | ROLLER | 3/4" BSW x 11mm | 100kg | 128 |

NOTE: We can supply castors in stainless steel as well, please ring the sales office.

MOUNTING PLATE

| TYPE | CODE | PLATE SIZE | ATTACHING THREAD | HOLE CENTRES | HOLE DIAMETER |
|-------|------|-------------|------------------|--------------|---------------|
| PLATE | CGZP | 90mm x 90mm | 3/4" BSW | 66mm x 66mm | 8mm |

H Scaffold



Features that ensure Fallshaw castors satisfy OH&S Codes and Australian Standards:

- Castors are branded with makers name, and Safe Working Load (SWL)
- Supplied with a test certificate validating compliance to Australian Standards (important for risk management documentation)
- The static collapse load exceeds 3 times the working load
- Wheels 150mm (6") and 200mm (8") diameter to safely pass over obstacles without snagging and causing scaffold to tip
- The stem of the castor is 150mm (6") long, with not more than 3mm (1/8") of clearance to tube
- An effective wheel/swivel brake is fitted to ensure maximum stability

|  Swept Radius |  Mount Height |  Load Capacity |  Castor type |  51 2 Socket mounting to fit over tubes |  ISO plate 130mx100m |  38 1 1/2 Solid stem with fully welded cup |  38 1 1/2 Stem mounting to fit into tubes |  27 1 1/16 Stem mounting to fit into tubes |
|---|--|---|---|--|--|---|--|---|
| 165 6 7/16 | 188 7 5/8 | 360kg 795lb | 150mm PU HUR150/HZHTB fitted with scaffold pinlle & SWL branding  | SC08 | SC61 | SC62 | SC30 | SC05 |
| 175 6 7/8 | 238 9 3/8 | 500kg 1100lb | 200mm PU HUR200/HZHTB with fitted scaffold pinlle & SWL branding  | SC13 | SC18 | SC15 | SC11 | SC10 |

Pneumatic Castors **CGY SERIES**

Pneumatic Castors Steel Centre

Double Ball Bearing Centre

200mm & 250mm

Capacity: 125 - 135KG per castor



- Heavy Duty Welded steel frame, Gold Colour
- The Pneumatic castor can be used on soft or hard ground giving a comfortable ride.
- Great for sporting grounds or any uneven surfaces, gravel paths etc..

| TYPE | CODE | WHEEL DIAMETER (MM) | TYRE WIDTH | WHEEL TYPE | BEARING TYPE | PLATE SIZE | HOLE CENTRES MM | CAPACITY | HEIGHT (MM) |
|--------|-------------|---------------------|------------|------------|--------------|------------|-----------------|----------|-------------|
| SWIVEL | CGYPNEU200S | 200 | 60 | PNEUMATIC | BALL | 114 x 102 | 92/67 x 76/67 | 125 | 250 |
| FIXED | CGYPNEU200F | 200 | 60 | PNEUMATIC | BALL | 114 x 102 | 92/67 x 76/67 | 125 | 250 |
| SWIVEL | CGYPNEU250S | 250 | 90 | PNEUMATIC | BALL | 114 x 102 | 92/67 x 76/67 | 135 | 303 |
| FIXED | CGYPNEU250F | 250 | 90 | PNEUMATIC | BALL | 114 x 102 | 92/67 x 76/67 | 135 | 303 |

CG CASTOR FOR PLASTIC TROLLEYS

Capacity: 50 - 110KG

- Replacement castors for all styles of Plastic trolleys used in Hospitals, Nursing Homes and schools
- A cost effective way to repair your trolley.



CGWCU100/C11

CGCRQ100BHC11

| TYPE | CODE | WHEEL DIAMETER | TYRE WIDTH | HEIGHT | PINTLE | LOAD CAPACITY |
|-------------------|-----------------|----------------|------------|--------|-------------|---------------|
| | | | | | | |
| BOLT HOLE | CGWCU100/C11 | 100 | 25 | 120 | 11mm X 35mm | 50kg |
| BOLT HOLE | CGGRQ100BHC11 | 100 | 32 | 135 | 11mm X 38mm | 100kg |
| BOLT HOLE / BRAKE | CGGRQ100BHTBC11 | 100 | 32 | 135 | 11mm X 38mm | 100kg |
| BOLT HOLE | CGGRQ125BHC11 | 125 | 32 | 159.5 | 11mm X 38mm | 110KG |
| BOLT HOLE / BRAKE | CGGRQ125BHTBC11 | 125 | 32 | 159.5 | 11mm X 38mm | 110kg |

CG Spring Loaded Twin Wheel



CGDOUBLE

- Hospitals
- Medical Equipment Transport
- Food Delivery
- Hotel/Motel
- Retail
- Department store
- Transporting Electronics



| CODE | WHEEL DIAMETER | TYRE WIDTH | WHEEL TYPE | BEARING TYPE | BOLT HOLE SIZE | HEIGHT | CAPACITY |
|----------------|----------------|---------------------------|------------|--------------|----------------|--------|----------|
| CGDOUBLE | 125 | 34 x 2 (132MM OVERALL) | RUBBER | BALL | 12.5 | 155 | 140 |
| CGSPRINGLOADED | 125 | 34 x 2 (132MM OVERALL) | RUBBER | BALL | 12.5 | 155 | 40 |

Low Height Series

CGL SERIES Polyurethane Orange







25mm, 32mm & 38mm (Orange Centre 25mm & 32mm, Black Centre 38mm)









Capacity: 12 - 40KG per castor

- Lowest height castor available on the market
- Orange polyurethane & Nylon wheel
- Comes with brake option urethane only
- Applications, Filing cabinets, office furniture, shop displays etc

Orange Polyurethane

| TYPE | CODE | WHEEL DIAMETER (MM) | TYRE WIDTH | PLATE SIZE | HOLE CENTRES MM | CAPACITY | HEIGHT (MM) |
|----------------------|-------------|---|---|---|--|---|---|
| | |  |  |  |  |  |  |
| SWIVEL PLATE | CGLPUA25S | 25 | 12 | 38 x 30 | 29 x 21 | 12 | 37 |
| SWIVEL PLATE / BRAKE | CGLPUA25SWB | 25 | 12 | 38 x 30 | 29 x 21 | 12 | 37 |
| FIXED | CGLPUA25F | 25 | 12 | 38 x 30 | 29 x 21 | 12 | 37 |
| SWIVEL PLATE | CGLPUA32S | 32 | 12 | 39 x 33 | 30 x 24 | 16 | 44 |
| SWIVEL PLATE / BRAKE | CGLPUA32SWB | 32 | 12 | 39 x 33 | 30 x 24 | 16 | 44 |
| FIXED | CGLPUA32F | 32 | 12 | 39 x 33 | 30 x 24 | 16 | 44 |
| SWIVEL PLATE | CGLPUA38S | 38 | 16 | 46 x 39 | 36 x 28 | 20 | 52 |
| SWIVEL PLATE / BRAKE | CGLPUA38SWB | 38 | 16 | 46 x 39 | 36 x 28 | 20 | 52 |
| FIXED | CGLPUA38F | 38 | 16 | 46 x 39 | 36 x 28 | 20 | 52 |

Nylon

| TYPE | CODE | WHEEL DIAMETER (MM) | TYRE WIDTH | PLATE SIZE | HOLE CENTRES MM | CAPACITY | HEIGHT (MM) |
|--------|---------|---|---|---|--|---|---|
| | |  |  |  |  |  |  |
| SWIVEL | CLNN30P | 30 | 13 | 33 x 38 | 29 x 23 | 20 | 39 |
| SWIVEL | CLNN40P | 40 | 16 | 40.5 x 47 | 35 x 28 | 25 | 52 |
| SWIVEL | CLNN50P | 50 | 22 | 48 x 60 | 46 x 35 | 40 | 64 |

Low Height Series

CGL SERIES Double Ball Bearing Centre

40mm & 50mm



Capacity: 52 - 63KG per castor

- 40MM & 50MM White nylon castors
- Double Ball Bearing centre
- Great weight capacity per castor
- Stylish looking black frame
- Applications, Filing cabinets, office furniture, shop displays etc

40mm Nylon, Double Ball Bearing Centre

| TYPE | CODE | WHEEL DIAMETER (MM) | TYRE WIDTH | PLATE SIZE | HOLE CENTRES MM | HOLE SIZE | CAPACITY | HEIGHT (MM) |
|------------------------|-------------|---------------------|------------|------------|-----------------|-----------|----------|-------------|
| SWIVEL PLATE | CGLNNQ40S | 40 | 22 | 60 x 43 | 48 x 30 | 6.5 | 52 | 60 |
| SWIVEL PLATE/ BRAKE | CGLNNQ40SWB | 40 | 22 | 60 x 43 | 48 x 30 | 6.5 | 52 | 60 |
| FIXED | CGLNNQ40F | 40 | 22 | 60 x 43 | 48 x 30 | 6.5 | 52 | 60 |

50mm Nylon, Double Ball Bearing Centre

| TYPE | CODE | WHEEL DIAMETER (MM) | TYRE WIDTH | PLATE SIZE | HOLE CENTRES MM | HOLE SIZE | CAPACITY | HEIGHT (MM) |
|-------------------------|-------------|---------------------|------------|------------|-----------------|-----------|----------|-------------|
| SWIVEL PLATE | CGLNNQ50S | 50 | 26 | 70 x 51 | 55 x 35 | 8.5 | 63 | 74 |
| SWIVEL PLATE / BRAKE | CGLNNQ50SWB | 50 | 26 | 70 x 51 | 55 x 35 | 8.5 | 63 | 74 |
| FIXED | CGLNNQ50F | 50 | 26 | 70 x 51 | 55 x 35 | 8.5 | 63 | 74 |

Low Height, Heavy Duty Series CGLH SERIES Nylon Wheels

50mm & 65mm

Capacity: 300 - 500 KG per castor



- Heavy duty low height Nylon Castors
- Double Ball bearing centre
- Fully welded Frame
- Extreme weight carrying capacity with heights under 100mm.
- Applications are Industrial Freezers, Machinery, Mobile racks etc..

50mm Nylon, Double Ball Bearing Centre

| TYPE | CODE | WHEEL DIAMETER (MM) | TYRE WIDTH | PLATE SIZE | HOLE CENTRES MM | CAPACITY | HEIGHT (MM) |
|--------------|------------|---------------------|------------|------------|-----------------|----------|-------------|
| SWIVEL PLATE | CGLHNNQ50S | 50 | 38 | 84 x 84 | 64/63 x 64/63 | 300 | 79 |
| FIXED | CGLHNNQ50F | 50 | 38 | 84 x 84 | 64/63 x 64/63 | 300 | 79 |

65mm Nylon, Double Ball Bearing Centre

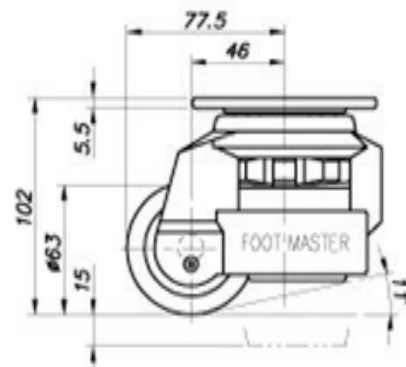
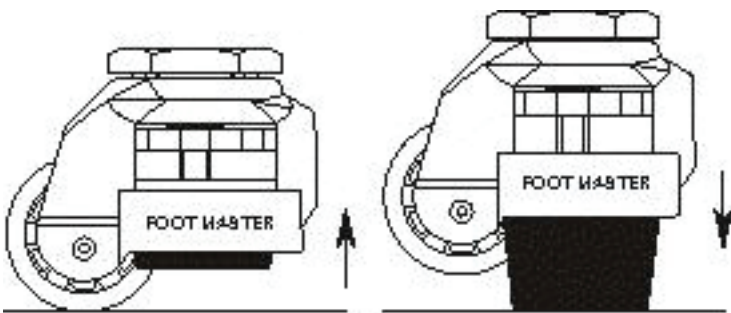
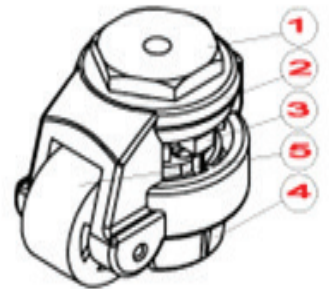
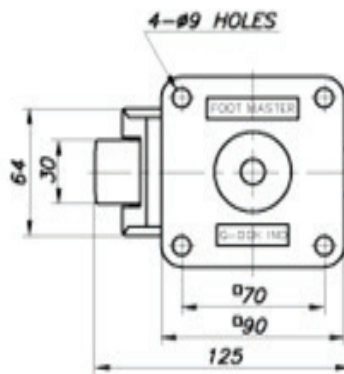
| TYPE | CODE | WHEEL DIAMETER (MM) | TYRE WIDTH | PLATE SIZE | HOLE CENTRES MM | CAPACITY | HEIGHT (MM) |
|----------------------|--------------|---------------------|------------|------------|-------------------|----------|-------------|
| SWIVEL PLATE | CGLHNNQ65S | 65 | 50 | 100 x 100 | 80/77.5 x 80/77.5 | 500 | 95 |
| SWIVEL PLATE / BRAKE | CGLHNNQ65SWB | 65 | 50 | 100 x 100 | 80/77.5 x 80/77.5 | 500 | 95 |
| FIXED | CGLHNNQ65F | 65 | 50 | 100 x 100 | 80/77.5 x 80/77.5 | 500 | 95 |

CG LEVELLING CASTOR

Capacity: 500KG per castor



The CG Levelling castor is suitable for many industrial applications. When your application is in place you can unwind the screw and the castor lifts off the ground and the polyurethane pad sits on the ground making the application stable.



| CODE | WHEEL DIAMETER | PLATE | HOLE CENTRES | HEIGHT | RETRACTED HEIGHT | LOAD CAPACITY |
|----------|----------------|-------------|--------------|--------|------------------|---------------|
| CGGD-80F | 60mm | 90mm x 90mm | 70mm x 70mm | 102mm | 113mm | 500KG |

CG BALL CASTORS

Capacity: 25 - 70KG

01CP SERIES



57mm Diameter Metal Ball Castor with Polyurethane tyre
WHEEL DIAMETER 57MM, MOUNTING HEIGHT 64MM, LOAD CAPACITY 25KG

| CODE | FINISH | PINTLE / FIXING |
|----------|--------------------|--------------------------|
| P57-01CP | CHROME / GREY TYRE | Square plate 38 x 38mm |
| P57-04CP | CHROME / GREY TYRE | Threaded 3/8"UNF x 20mm |
| P57-06CP | CHROME / GREY TYRE | Threaded 3/8"UNF x 50mm |
| P57-07CP | CHROME / GREY TYRE | Gripneck 8mm Diameter |
| P57-08CP | CHROME / GREY TYRE | Threaded 3/8"BSW x 20mm |
| P57-09CP | CHROME / GREY TYRE | Threaded 5/16"BSW x 20mm |
| P57-77CP | CHROME / GREY TYRE | 11mm Diameter circlip |

07CP SERIES



70mm Diameter Metal Ball Castor with Polyurethane tyre
WHEEL DIAMETER 70MM, MOUNTING HEIGHT 80MM, LOAD CAPACITY 40KG

| CODE | FINISH | PINTLE / FIXING |
|----------|--------------------|--------------------------|
| P70-01CP | CHROME / GREY TYRE | Square plate 38 x 38mm |
| P70-04CP | CHROME / GREY TYRE | Threaded 3/8"UNF x 20mm |
| P70-06CP | CHROME / GREY TYRE | Threaded 3/8"UNF x 50mm |
| P70-07CP | CHROME / GREY TYRE | Gripneck 8mm Diameter |
| P70-08CP | CHROME / GREY TYRE | Threaded 3/8"BSW x 20mm |
| P70-53CP | CHROME / GREY TYRE | Threaded 5/16"BSW x 25mm |
| P70-77CP | CHROME / GREY TYRE | 11mm Diameter circlip |
| P70-82CP | CHROME / GREY TYRE | Square plate 45 x 45mm |

08CP SERIES



100mm Diameter Metal Ball Castor with Polyurethane tyre
WHEEL DIAMETER 100MM, MOUNTING HEIGHT 105MM, LOAD CAPACITY 70KG

| CODE | FINISH | PINTLE / FIXING |
|-----------|--------------------|-------------------------|
| P100-01CP | CHROME / GREY TYRE | Square plate 45 x 45mm |
| P100-04CP | CHROME / GREY TYRE | Threaded 1/2"UNF x 25mm |
| P100-06CP | CHROME / GREY TYRE | Threaded 3/8"UNF x 50mm |

06CP SERIES



CG TWIN WHEEL CASTORS

Capacity: 20 - 75KG



01 SERIES

40mm Twin Wheel Hooded

WHEEL DIAMETER = 40MM, MOUNTING HEIGHT = 50MM, LOAD CAPACITY = 20KG

| CODE | FINISH | PINTLE / FIXING |
|----------|--------|--------------------------|
| TTW40-01 | BLACK | Square plate 38mm x 38mm |
| TTW40-07 | BLACK | Gripneck 8mm Diameter |
| TTW40-08 | BLACK | Threaded 3/8"BSW x 20mm |
| TTW40-09 | BLACK | Threaded 5/16"BSW x 20mm |
| TTW40-56 | BLACK | Threaded M8 X 20mm |

50mm Twin Wheel Hooded

WHEEL DIAMETER = 50MM, MOUNTING HEIGHT = 60MM, LOAD CAPACITY = 30KG



07 SERIES

| CODE | FINISH | PINTLE / FIXING |
|----------------|--------|--------------------------|
| TTW50-01SB | BLACK | Square plate 38mm x 38mm |
| TTW50-04SB | BLACK | Threaded 1/2"UNF x 20mm |
| TTW50-06SB | BLACK | Threaded 3/8"UNF x 20mm |
| TTW50-07SB | BLACK | Gripneck 8mm Diameter |
| TTW50-08SB | BLACK | Threaded 3/8"BSW x 20mm |
| TTW50-09SB | BLACK | Threaded 5/16"BSW x 20mm |
| TTW50-56SB(M8) | BLACK | Threaded M8 x 20mm |
| TTW50-M10 | BLACK | Threaded M10 x 20mm |
| TTW50-77SB | BLACK | 11mm Diameter Circlip |

50mm Twin Wheel Hooded with Brake

WHEEL DIAMETER = 50MM, MOUNTING HEIGHT = 60MM, LOAD CAPACITY = 30KG



09 SERIES

| CODE | FINISH | PINTLE / FIXING |
|------------|--------|--------------------------|
| TTW50B-01 | BLACK | Square plate 38mm x 38mm |
| TTW50B-07 | BLACK | Gripneck 8mm Diameter |
| TTW50B-08 | BLACK | Threaded 3/8"BSW x 20mm |
| TTW50B-09 | BLACK | Threaded 5/16"BSW x 20mm |
| TTW50B-M8 | BLACK | Threaded M8 x 20mm |
| TTW50B-M10 | BLACK | Threaded M10 x 20mm |
| TTW50B-77 | BLACK | 11mm Diameter Circlip |

CG TWIN WHEEL CASTORS

Capacity: 20 - 75KG

40mm & 50mm U Bracket Hooded Castors

WHEEL DIAMETER = 40MM, MOUNTING HEIGHT = 50MM, LOAD CAPACITY = 20kg
 WHEEL DIAMETER = 50MM, MOUNTING HEIGHT = 60MM, LOAD CAPACITY = 30KG



| CODE | FINISH | PINTLE / FIXING |
|-----------|--------|-----------------|
| TTW40-U16 | BLACK | U Bracket 16mm |
| TTW40-U19 | BLACK | U Bracket 19mm |
| TTW50-U16 | BLACK | U Bracket 16mm |
| TTW50-U19 | BLACK | U Bracket 19mm |

40mm & 50mm U Bracket Hooded Castors with Brake

| CODE | FINISH | PINTLE / FIXING |
|------------|--------|---------------------------|
| TTW40B-U16 | BLACK | U Bracket 16mm with Brake |
| TTW40B-U19 | BLACK | U Bracket 19mm with Brake |
| TTW50B-U16 | BLACK | U Bracket 16mm with Brake |
| TTW50B-U19 | BLACK | U Bracket 19mm with Brake |

80mm Twin Wheel Unhooded

WHEEL DIAMETER = 80MM, MOUNTING HEIGHT = 90MM, LOAD CAPACITY = 75KG



| CODE | FINISH | PINTLE / FIXING |
|------------|--------|---------------------------|
| TWN80-01SB | BLACK | Square plate 38 mm x 38mm |
| TWN80-04SB | BLACK | 1/2"UNF x 25mm |
| TWN80-06SB | BLACK | Threaded 3/8"UNF X 50mm |
| TWN80-07SB | BLACK | Gripneck 8mm Diameter |
| TWN80-08SB | BLACK | Threaded 3/8"BSW X 20mm |
| TWN80-53SB | BLACK | 5/16"BSW x 25mm |
| TWN80-77SB | BLACK | 11mm Diameter circlip |

80mm Twin Wheel Unhooded with Brake

WHEEL DIAMETER = 80MM, MOUNTING HEIGHT = 90MM, LOAD CAPACITY = 75KG

| CODE | FINISH | PINTLE / FIXING |
|-------------|--------|---------------------------|
| TWN80B-01SB | BLACK | Square plate 38 mm x 38mm |
| TWN80B-04SB | BLACK | 1/2"UNF x 25mm |
| TWN80B-06SB | BLACK | Threaded 3/8"UNF X 50mm |
| TWN80B-07SB | BLACK | Gripneck 8mm Diameter |
| TWN80B-08SB | BLACK | Threaded 3/8"BSW X 20mm |
| TWN80B-53SB | BLACK | 5/16"BSW x 25mm |
| TWN80B-77SB | BLACK | 11mm Diameter circlip |

CG TWIN WHEEL CASTORS FOR CHAIRS

WHEEL DIAMETER 50MM, MOUNTING HEIGHT 60MM, LOAD CAPACITY 30-40KG

Capacity: 30 - 40KG



77SB SERIES

50mm Hooded - Cylinder Front

| CODE | FINISH | CYLINDER | PINTLE / FIXING |
|---------------|--------|----------|-----------------------|
| TCTW5038-77SB | BLACK | 38mm | 11mm Diameter Circlip |

50mm Hooded - Cylinder Front with Load Brake (Load brake type castor, locks when occupant is seated)

| CODE | FINISH | CYLINDER | PINTLE / FIXING |
|-----------------|--------|----------|-----------------------|
| TCTW5038LB-77SB | BLACK | 38mm | 11mm Diameter Circlip |

50mm Hooded - Cylinder Front with Polyurethane Tread

| CODE | FINISH | CYLINDER | PINTLE / FIXING |
|----------------|--------------------|----------|-----------------------|
| TCTW5038G-77PU | BLACK / GREY TREAD | 38mm | 11mm Diameter Circlip |

50mm Hooded - Cylinder Front with Polyurethane Tread & Load Brake (Load brake type castor, locks when occupant is seated)

| CODE | FINISH | CYLINDER | PINTLE / FIXING |
|-----------------|------------------------|----------|-----------------------|
| TCTW5038LB-77PU | BLACK / BLACK URETHANE | 38mm | 11mm Diameter Circlip |



77PU SERIES

50mm Hooded - Cylinder Front with Friction (Restricts movement when not seated)

| CODE | FINISH | CYLINDER | PINTLE / FIXING |
|---------------|--------|----------|-----------------------|
| TCTW5038FC-77 | BLACK | 38mm | 11mm Diameter Circlip |

50mm Hooded - Cylinder Front with Unload Brake Polyurethane Tread (Unload brake type castor, locks when occupant is not seated)

| CODE | FINISH | CYLINDER | PINTLE / FIXING |
|----------------|--------------------|----------|-----------------------|
| TCTW5038GBC-77 | BLACK / GREY TREAD | 38mm | 11mm Diameter Circlip |



77CHR SERIES

50mm Hooded - Chrome Cylinder Front

| CODE | FINISH | CYLINDER | PINTLE / FIXING |
|----------------|----------------|----------|-----------------------|
| TCTW5038-77CHR | BLACK / CHROME | 38mm | 11mm Diameter Circlip |

CG TWIN WHEEL CASTORS FOR CHAIRS

WHEEL DIAMETER 50MM, MOUNTING HEIGHT 60MM, LOAD CAPACITY 30-40KG

Capacity: 30 - 40KG



CTW5050-77

50mm Hooded - Grey Cylinder Front

| CODE | FINISH | CYLINDER | PINTLE / FIXING |
|--------------|--------|----------|-----------------------|
| CTW5050-77GY | GREY | 38mm | 11mm Diameter Circlip |

60mm Hooded - Cylinder Front

| CODE | FINISH | CYLINDER | PINTLE / FIXING |
|---------------|--------|----------|-----------------------|
| TCTW6038-77SB | BLACK | 38mm | 11mm Diameter Circlip |




77GPU

60mm Hooded - Cylinder Front Polyurethane Tread

| CODE | FINISH | CYLINDER | PINTLE / FIXING |
|----------------|--------------------|----------|-----------------------|
| TCTW6038-77GPU | BLACK / GREY TREAD | 38mm | 11mm Diameter Circlip |

CG CHAIR CASTORS SINGLE WHEELS

Capacity: 60KG



77GB

50mm Diameter Polyurethane Tread Single Chair Castor

WHEEL DIAMETER 50MM, OVERALL HEIGHT 75MM, LOAD CAPACITY 60KG

| CODE | FINISH | CYLINDER | BRAKE | PINTLE / FIXING |
|--------------|------------------|----------|-------|-----------------------|
| SWPU75-77GB | BLACK/GREY TREAD | 38MM | N/A | 11mm Diameter Circlip |
| SWPU75B-77GB | BLACK/GREY TREAD | 38MM | YES | 11mm Diameter Circlip |



77CL

50mm Diameter Clear Skate Wheel Castor

WHEEL DIAMETER 50-75MM, OVERALL HEIGHT 75-85MM, LOAD CAPACITY 60KG

| CODE | FINISH | CYLINDER | PINTLE / FIXING |
|-------------|-------------------|----------|-----------------------|
| SWPU50-77CL | CLEAR SKATE WHEEL | N/A | 11mm Diameter Circlip |
| SWPU75-77CL | CLEAR SKATE WHEEL | N/A | 11mm Diameter Circlip |

CG TWIN WHEEL BED LEG CASTORS

PLC333-516



- Replacement castors for all styles of beds
- Comes in three different heights, 75MM, 100MM & 135MM
- 5/16" BSW & 3/8" BSW Threads

75mm High Unhooded Castors

WHEEL DIAMETER 50MM, OVERALL HEIGHT 75MM, LOAD CAPACITY 30KG

| CODE | FINISH | PINTLE / FIXING |
|------------|--------|------------------|
| PLC333-516 | BLACK | 5/16" BSW x 20mm |

PLC334-318



100mm High Unhooded Castors

WHEEL DIAMETER 50MM, OVERALL HEIGHT 100MM, LOAD CAPACITY 30KG

| CODE | FINISH | PINTLE / FIXING |
|------------|--------|-----------------|
| PLC334-3/8 | BLACK | 3/8" BSW x 20mm |

135mm High Unhooded Castors

WHEEL DIAMETER 50MM, OVERALL HEIGHT 135MM, LOAD CAPACITY 30KG

| CODE | FINISH | PINTLE / FIXING |
|------------|--------|------------------|
| PLC-66X3 | BLACK | 5/16" BSW x 20mm |
| PLCD-111X3 | BLACK | 3/8" BSW x 20mm |

• SOLD IN PACKS OF 3

PLC-66XWBC3



135mm High Hooded Castor with Brake

WHEEL DIAMETER 50MM, OVERALL HEIGHT 135MM, LOAD CAPACITY 30KG

| CODE | FINISH | BRAKE | PINTLE / FIXING |
|----------------|--------|-------|------------------|
| PLC-66XWBC3 | BLACK | YES | 5/16" BSW x 20mm |
| PLCD-111XWBCX3 | BLACK | YES | 3/8" BSW x 20mm |

• SOLD IN PACKS OF 3

CG FURNITURE GLIDES



PG52-77GY

PG52-77GY = 38MM GREY GLIDE

- C11 Circlip fixing
- 52mm Diameter Base
- Tapered shape suits Thin leg bases
- Grey Colour



PG57-77SB

PG57-77SB = 45MM BLACK GLIDES

- 12mm High
- 35mm Diameter
- 3/8" BSW x 25mm Threaded Bolt
- C11 Circlip fixing



PG65-07SB

PG65 = 55MM High Black Glide

- 55mm High
- 65mm Diameter




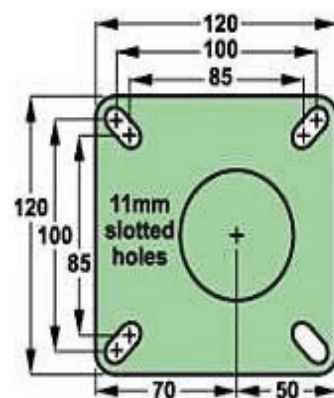
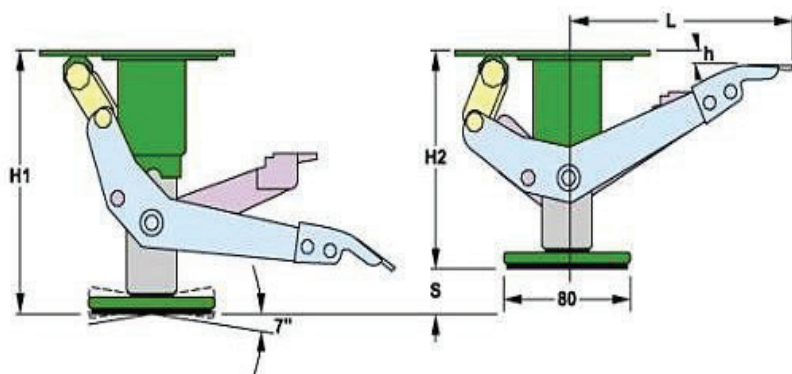
PG65-09SB



PG65-77SB

| CODE | FINISH | PINLTE / FIXING |
|-----------|--------|--------------------------|
| PG65-01SB | BLACK | Square plate 38mm x 38mm |
| PG65-07SB | BLACK | 8mm Gripneck pintle |
| PG65-08SB | BLACK | 3/8"BSW x 20mm |
| PG65-09SB | BLACK | 5/16"BSW x 20mm |
| PG65-77SB | BLACK | 11mm Diameter Circlip |


Lift Up & Friction Style Floor Locks



LTL - SW - L (LEFT)



TFL - HD



LTL - 4

• FLOOR LOCKS - LIFT UP & HOLD


| ITEM CODE | FOR CASTOR SIZE | MOUNTING HEIGHT (mm) | H1 (mm) | H2 (mm) | S (mm) | L (mm) | h (mm) | UNIT WEIGHT (kgs) | LOAD RATING (kgs) |
|-----------|-----------------|----------------------|---------|---------|--------|--------|--------|-------------------|-------------------|
| FL900 - 2 | 4" / 100 | 148 | 155 | 125 | 30 | 142 | 1.5 | 1.5 | 200 |
| FL900 - 4 | 6" / 150 | 204 | 211 | 168 | 36 | 142 | 1.5 | 1.75 | 300 |
| FL900 - 6 | 8" / 200 | 248 | 255 | 212 | 36 | 142 | 3.5 | 1.9 | 300 |

• TRUCK LOCKS - FRICTION HOLD

| ITEM CODE | FULLY EXTENDED HEIGHT (mm) | RETRACTED HEIGHT (mm) | TOP PLATE (mm) | BOLT HOLE CENTRES (mm) | ATTACHING BOLT SIZE (mm) |
|--------------|----------------------------|-----------------------|----------------|------------------------|--------------------------|
| LTL - 4 | 146 | 116 | 138 X 110 | 105 X 75 - 80 | 10 |
| LTL - 6 | 195 | 155 | 138 X 110 | 105 X 75 - 80 | 10 |
| LTL - 8 | 245 | 205 | 138 X 110 | 105 X 75 - 80 | 10 |
| TFL - HD | 205 | 170 | 152 X 114 | 127 X 63.5 | 12 |
| LTL - SW - L | 381 | 346 | 165 X 114 | TO BE DRILLED ON SITE | N/A |
| LTL - SW - R | 381 | 346 | 165 X 114 | TO BE DRILLED ON SITE | N/A |

CG BUFFERS

CORNER BUFFERS



BUFFER

- Corner buffers can be fitted to new or existing trolleys. The buffer can stop much of the damage to walls, door jambs, etc.
- They are fitted by four pan head self tappers, which are recessed down into the buffer.

| CODE | SIZE OVERALL | INTERNAL SIZE | WIDTH | HOLE CENTRES | HOLE DIAMETER |
|--------|---------------|---------------|-------|--------------|---------------|
| BUFEFR | 111mm x 111mm | 79mm x 79mm | 25mm | 38mm x 38mm | 9mm |

LEG BUFFERS

- These are used to prevent damage to corridor walls. The buffers are placed onto tubular legs before the castors are fitted.
- In the case of 1" square tubing the urethane buffers are supplied with a 38mm (1-1/2") hole, together with a dress cap with a 1" square inner and a 38mm (1-1/2") round outer.

| CODE | SIZE | COLOUR | TO SUIT TUBING OD |
|------------|--------------|-------------|-------------------|
| BJ100X25 | 100mm x 25mm | Pewter Grey | 1" round |
| BJ100X25SQ | 100mm x 25mm | Pewter Grey | 1" square |
| BJ100X32 | 100mm x 32mm | Pewter Grey | 32mm round |
| BJ125X25 | 125mm x 25mm | Pewter Grey | 1" round |
| BJ125X25SQ | 125mm x 25mm | Pewter Grey | 1" square |
| BJ125X32 | 125mm x 32mm | Pewter Grey | 32mm round |



BJ125 X 25

D SECTION HOLLOW BUFFER

- Normally placed around the edges of the trolley to prevent damage to door jambs, etc.
- Fitted by pushing a metal strip along the centre of the section and screwing through into the side of the trolley. The head of the screw will pop through the outer rubber leaving a small hole.



025

| CODE | SIZE | COLOUR |
|-----------------|-------------|-------------|
| D25BAG (8 MTRS) | 25mm x 20mm | Pewter Grey |

CG CASTOR FITTINGS

EXPANDING ADAPTORS / SOLID PINTLES

ADAPTORS SUIT 12MM



| CODE | SHAPE | SIZE | ID RANGE MM |
|-------------|--------|------|-------------|
| SP-ADAPER19 | ROUND | 19MM | 18.5 -21.0 |
| SP-ADAPER22 | ROUND | 22MM | 21.5 – 24.0 |
| SP-ADAPER28 | ROUND | 28MM | 25.0 – 28.0 |
| SP-ADAPES19 | SQUARE | 19MM | 18.5 -21.0 |
| SP-ADAPES22 | SQUARE | 22MM | 21.5 – 24.0 |
| SP-ADAPES28 | SQUARE | 28MM | 25.0 – 28.0 |

ADAPTORS SUIT 10MM




| CODE | SHAPE | SIZE | ID RANGE MM |
|-------|--------|------|-------------|
| 1ER10 | ROUND | 16MM | 16-17.5 |
| 3ER10 | ROUND | 19MM | 18.5-21.0 |
| 5ER10 | ROUND | 22MM | 21.5-24.0 |
| 7ER10 | ROUND | 27MM | 25.0-28.0 |
| 2EQ10 | SQUARE | 19MM | 18.5-21.0 |
| 4EQ10 | SQUARE | 22MM | 21.5-24.0 |
| 6EQ10 | SQUARE | 27MM | 25.0-28.0 |

Pintle Bolts



| CODE | THREAD SIZE | MATERIAL |
|--------------|-------------|-----------------|
| M12 X 75ZINC | 12MM | ZINC |
| M12X75S/S | 12MM | STAINLESS STEEL |
| M10 X75ZINC | 10MM | ZINC |
| M10 X 75S/S | 10MM | STAINLESS STEEL |

Solid Pintles



| CODE | STEM O.D | TUBE SIZE | CROSS DRILL HOLE |
|-------|---------------|---------------|------------------|
| AR19Z | 19.0MM ROUND | 22 X 1.22mm | 19.0 x 8mm |
| AR22Z | 22.0MM ROUND | 25 X 1.6mm | 19.0 x 8mm |
| AS22Z | 22.0MM SQUARE | 25 x 1.6mm SQ | 19.0 x 8mm |
| AR28Z | 28.0MM ROUND | 32 x 1.6mm | 19.0 x 8mm |

Reducing Bushes (12MM Bolt Hole Castors)



| CODE | BUSH O.D MM | BUSH I.D MM |
|------------|-------------|-------------|
| SPRB1/2-10 | 12MM, ½" | 10MM |
| SPRB1/2-8 | 12MM, ½" | 8MM |

Huge range of 8mm, 10mm and 12mm Set screws and bolts in different lengths in stock, please enquire with our sales staff with your request

CG RETAINING FITTINGS



RATCHET CAPS

| CODE | SHAFT |
|------------|-------|
| RAG250RC | 1/4" |
| RAG312RC | 5/16" |
| RAG375RC | 3/8" |
| RAG500RAVP | 1/2" |
| RAG8MMRCS | 8MM |
| RAG10MMRC | 10MM |
| RAG12MMRC | 12MM |

WOOD TEES

| CODE | SHAFT |
|---------|-----------|
| M6TEE | 6MM |
| M8TEE | 8MM |
| M10TEE | 10MM |
| 1/4TEE | 1/4" UNC |
| 5/16TEE | 5/16" UNC |
| 3/8TEE | 3/8" UNC |

Metal Gripneck Socket

| CODE | WOOD FIX HOLE DIA | SUIT |
|------|-------------------|----------------------|
| SWO | 10MM (.394") | 8MM GRIPNECK CASTORS |




GRIP NECK PINTLE

| CODE | SUIT |
|------|----------------------|
| -GN | 8MM GRIPNECK CASTORS |



CG CASTOR FIXING PLATE



CGCASTORPLATE



SPPLATENARAW



SPPLATEISORAW

- Weldable steel plates (Raw Material)
- Can be powder coated after fitted to trolley or machine
- Advantage of using the weldable plates is you can bolt and unbolt castors if need be.

| CODE | OVERALL LENGTH | WIDTH | SLOTTED HOLES DIAMETER | ROUND HOLE DIAMETER | HOLE SIZE |
|---------------|----------------|-------|------------------------|------------------------|--|
| CGCASTORPLATE | 130 | 100 | N/A | 80mm x 60 105mm x 80mm | 5/16" (Smaller plate) 3/8" (Larger plate) |
| SPPLATENARAW | 114mm | 100mm | 76/67mm X 92/76mm | N/A | 11mm |
| SPPLATEISORAW | 130mm | 100mm | N/A | 105mm x 80mm | 11mm |



CG CASTOR FITTINGS

- These fittings are used with the – GN PINTLE (Grip Neck pintle)

| CODE | SHAPE | MATERIAL | ADAPTOR SIZE | TUBE SIZE I.D | O.D | WALL |
|-------|--------|----------|--------------|---------------|--------|------|
| S11 | ROUND | NYLON | 11mm | 10.9mm | 12.7 | 0.9 |
| S14 | ROUND | NYLON | 14mm | 13.6mm | 16.0 | 1.2 |
| S17 | ROUND | NYLON | 17mm | 16.6mm | 19.0 | 1.2 |
| S17SQ | SQUARE | NYLON | 17mm | 16.6mm | 19.0SQ | 1.2 |
| S19SQ | SQUARE | NYLON | 19mm | 19.0mm | 22.2 | 1.6 |
| S23 | ROUND | NYLON | 23mm | 23.0mm | 25.4 | 1.2 |
| S23SQ | SQUARE | NYLON | 23mm | 23.0mm | 25.4SQ | 1.6 |

Castor Mounting & Care

Recommended Castor Mounting Configurations and Maintenance Tips

- Regular inspections for wear & damage may prevent breakage & harm
- With castors that are used constantly, it is advisable to check the axle bolt & nut for tightness each time the castor bearing & raceways are greased
- Castors & wheels that are constantly exposed to the elements or extreme working conditions may require more frequent checks and maintenance
- Most wheel bearings are sealed & should not require maintenance during their working life
- Heavy duty castor bearing raceways are usually titted with a grease nipple - Regrease with multi-purpose bearing grease according to use
- In high temperature applications a suitable high temperature synthetic grease should be used
- If castors & wheels are likely to be exposed to chemicals, solvents, high or low temperatures, please check first with our sales team for further information



| CASTOR MOUNTING | 2 X SWIVEL 2 X RIGID | 4 X SWIVEL | 4 X SWIVEL 1 X RIGID | 2 X SWIVEL 2 X RIGID | 4 X SWIVEL 2 X RIGID |
|------------------------|--|--|--|---|--|
| RIGID | | | | | |
| SWIVEL | | | | | |
| STEERING | GOOD CONTROL OVER STEERING WHEN PUSHED OR PULLED - IDEAL FOR AISLES & PASSAGES WITH SHORT WHEEL BASE | IDEAL FOR EVEN LOADING ON SMOOTH LEVEL SURFACES - DIFFICULT ON SLOPING & UNEVEN SURFACES | 5TH MIDDLE WHEEL AIDS DIRECTIONAL CONTROL - GOOD COMPROMISE WITH MANOEUVRABILITY | GOOD CONTROL PROVIDED BY CENTRALLY MOUNTED RIGID CASTORS | GOOD CONTROL PROVIDED BY CENTRALLY MOUNTED RIGID CASTORS |
| STABILITY | IDEAL WHEN CASTORS ARE SPACED WIDE APART | GOOD WHEN CASTORS ARE SPACED WIDE APART - AVOID ON TROLLEYS WITH NARROW BASE WIDTH | SUITABLE FOR SMOOTH LEVEL SURFACES - MAY BECOME UNSTABLE ON UNEVEN GROUND | GOOD WHEN CENTRE WHEELS ARE MOUNTED WIDE APART & LOAD IS DISTRIBUTED WIDE APART | VERY STABLE ON SMOOTH LEVEL SURFACES - IDEAL FOR HEAVY LOADS - NOT IDEAL FOR UNEVEN GROUND |
| MANOEUVRABILITY | REASONABLE - NOT IDEAL FOR CONFINED SPACES | THE ULTIMATE SETUP FOR MAXIMUM MANOEUVRABILITY | TROLLEY CAN BE TURNED WITHIN OWN LENGTH - 5TH WHEEL RESTRICTS SIDEWAYS MOVEMENT | GOOD - TROLLEY CAN BE TURNED WITHIN OWN LENGTH | GOOD - TROLLEY CAN BE TURNED WITHIN OWN LENGTH |

CG POLYURETHANE WHEELS NYLON CENTRE



Capacity: 100 - 450KG

- Hard wearing, non-marking, wheel
- Long Lasting with high load carrying capabilities
- Can be used on all floor surfaces

| PART NO. | | WHEEL DIAMETER (MM) | TYRE WIDTH | HUB LENGTH | SHAFT SIZE | WHEEL TYPE | BEARING TYPE | CAPACITY |
|-----------|---|---|---|---|---|---|---|---|
| | |  |  |  |  |  |  |  |
| KUQ75G |  | 75 | 23 | 30 | 8MM | URETHANE | BALL | 100kg |
| KUQ100G |  | 100 | 23 | 30 | 8MM | URETHANE | BALL | 100kg |
| CGUPB075 |  | 75 | 32 | 40 | 8MM | URETHANE | BALL | 100kg |
| CGUPB100 |  | 100 | 32 | 40 | 8MM | URETHANE | BALL | 100kg |
| CGUPB125 |  | 125 | 32 | 40 | 8MM | URETHANE | BALL | 100kg |
| MUQ75G |  | 75 | 32 | 40 | 8MM | URETHANE | BALL | 200kg |
| MUQ100G |  | 100 | 32 | 40 | 8MM | URETHANE | BALL | 200kg |
| MUQ125G |  | 125 | 32 | 40 | 8MM | URETHANE | BALL | 200kg |
| CGUNR080W |  | 80 | 32 | 45 | 8MM, 12MM | URETHANE | ROLLER | 150kg |
| CGUNR100W |  | 100 | 32 | 45 | 8MM, 12MM | URETHANE | ROLLER | 150kg |
| CGUNR125W |  | 125 | 32 | 45 | 8MM, 12MM | URETHANE | ROLLER | 200kg |
| CGJPUQ100 |  | 100 | 38 | 51 | 10MM | URETHANE | BALL | 200kg |
| CGJPUQ125 |  | 125 | 38 | 51 | 10MM | URETHANE | BALL | 250kg |
| HUR100 | | 100 | 40 | 60 | 1/2", 20MM | URETHANE | ROLLER | 300kg |
| HUR125 | | 125 | 40 | 60 | 1/2", 20MM | URETHANE | ROLLER | 300kg |
| HUR150 | | 150 | 40 | 60 | 1/2", 20MM | URETHANE | ROLLER | 450kg |
| HUR200 | | 200 | 40 | 60 | 1/2", 20MM | URETHANE | ROLLER | 450kg |
| CGHPUQ160 | | 160 | 50 | 60 | 12MM, 20MM | URETHANE | BALL | 450kg |
| CGHPUQ200 | | 200 | 50 | 60 | 12MM, 20MM | URETHANE | BALL | 450kg |









CG POLYURETHANE WHEELS

Cast Iron Centre

Capacity: 240 - 3500KG

| PART NO. | WHEEL DIAMETER (MM) | TYRE WIDTH | HUB LENGTH | SHAFT SIZE | BEARING TYPE | CAPACITY |
|-------------------|---|---|---|--|---|---|
| |  |  |  |  |  |  |
| CGXPUQ75 | 75 | 25 | 29 | 1/2" | BALL | 240kg |
| CGXPUQ100(NARROW) | 100 | 38 | 41 | 3/8", 1/2" | BALL | 330kg |
| CGXPUQ100 | 100 | 50 | 60 | 1/2", 20mm | BALL | 400kg |
| CGXPUQ125(NARROW) | 125 | 38 | 41 | 3/8", 1/2" | BALL | 330kg |
| CGXPUQ125 | 125 | 50 | 60 | 1/2", 20mm | BALL | 500kg |
| CGXPUQ150 | 150 | 50 | 60 | 1/2", 20mm | BALL | 750kg |
| CGXPUQ15075 | 150 | 75 | 82 | 20 OR 30mm | BALL | 1050kg |
| CGXPUQ160 | 160 | 50 | 57 | 1/2", 20mm | BALL | 600kg |
| CGXPUQ200 | 200 | 50 | 60 | 1/2", 20mm | BALL | 1000kg |
| CGXPUQ20075 | 200 | 75 | 82 | 20 OR 30mm | BALL | 1400KG |
| CGXPUQ200100 | 200 | 100 | 108 | 30 OR 40mm | BALL | 1800kg |
| CGXPUQ25075 | 250 | 75 | 82 | 20 OR 30mm | BALL | 1800KG |
| CGXPUQ250100 | 250 | 100 | 108 | 30 OR 40mm | BALL | 2200kg |
| CGXPUQ30075 | 300 | 75 | 82 | 20 OR 30mm | BALL | 2200kg |
| CGXPUQ300100 | 300 | 100 | 108 | 30 OR 40mm | BALL | 2800kg |
| CGXPUQ40075 | 400 | 75 | 82 | 20 OR 30mm | BALL | 2500kg |
| CGXPUQ400100 | 400 | 100 | 108 | 30 OR 40mm | BALL | 3500kg |

Drive Wheels

| PART NO. | WHEEL DIAMETER (MM) | TYRE WIDTH | HUB LENGTH | SHAFT SIZE | BEARING TYPE | CAPACITY |
|------------|---|---|---|--|---|---|
| |  |  |  |  |  |  |
| CGPU659DV | 150 | 50 | 60 | 25mm | PLAIN | 500 |
| CGPU876DV | 200 | 50 | 60 | 25mm | PLAIN | 700 |
| CGPU896DV | 200 | 75 | 76 | 25mm | PLAIN | 900 |
| CGPU1076DV | 250 | 75 | 76 | 25mm | PLAIN | 1100 |
| CGPU1207DV | 300 | 100 | 102 | 50mm | PLAIN | 2000 |
| CGPU1606DV | 400 | 125 | 127 | 50mm | PLAIN | 2800 |
| CGPU1800DV | 450 | 150 | 152 | 50mm | PLAIN | 3500 |

Drive wheels are stocked without keyways cut. We can cut the keys or re bore shaft to different size, Please enquire with sales staff at time of ordering. We can also custom design and make any size you require.

CG NYLON WHEELS ONLY



Capacity: 30 - 600KG

- Easy to maintain and a very durable wheel
- Ideal for smooth floors
- Cost effective solutions
- Black or white nylon available (check sizes)












| PART NO. | | WHEEL DIAMETER (MM) | TYRE WIDTH | HUB LENGTH | SHAFT SIZE | WHEEL TYPE | BEARING TYPE | CAPACITY |
|-----------|--|---------------------|------------|------------|------------|------------|--------------|----------|
| | | | | | | | | |
| LNN50 | | 50 | 20 | 25 | 6mm | NYLON | PLAIN | 30kg |
| KNN65 | | 65 | 23 | 30 | 8mm/12mm | NYLON | PLAIN | 60kg |
| KNN75 | | 75 | 23 | 30 | 8mm/12mm | NYLON | PLAIN | 65kg |
| KNN100 | | 100 | 23 | 30 | 8mm/12mm | NYLON | PLAIN | 65kg |
| MNN75 | | 75 | 32 | 40 | 8mm/12mm | NYLON | PLAIN | 100kg |
| MNN100 | | 100 | 32 | 40 | 8mm/12mm | NYLON | PLAIN | 100kg |
| MNN125 | | 125 | 32 | 40 | 8mm/12mm | NYLON | PLAIN | 100kg |
| CGNNR080W | | 80 | 32 | 45 | 8mm/12mm | NYLON | ROLLER | 100kg |
| CGNNR100W | | 100 | 32 | 45 | 8mm/12mm | NYLON | ROLLER | 100kg |
| CGNNR125W | | 125 | 32 | 45 | 8mm/12mm | NYLON | ROLLER | 100kg |
| ONR100 | | 100 | 40 | 60 | ½", 20mm | NYLON | ROLLER | 350kg |
| ONR125 | | 125 | 40 | 60 | ½", 20mm | NYLON | ROLLER | 400kg |
| ONR150 | | 150 | 40 | 60 | ½", 20mm | NYLON | ROLLER | 400kg |
| ONR200 | | 200 | 40 | 60 | ½", 20mm | NYLON | ROLLER | 400kg |
| WNQ150 | | 150 | 40 | 60 | ½", 20mm | NYLON | BALL | 600kg |
| WNQ200 | | 200 | 40 | 60 | ½", 20mm | NYLON | BALL | 600kg |

CG GREY RUBBER WHEELS ONLY



Capacity: 50 - 150KG

- Non-marking grey rubber wheels
- Precision ball bearing centres & plain centres
- Used in hospitals & light duty applications














| PART NO. | | WHEEL DIAMETER (MM) | TYRE WIDTH | HUB LENGTH | SHAFT SIZE | WHEEL TYPE | BEARING TYPE | CAPACITY |
|--------------|---|---|---|---|--|---|---|---|
| | |  |  |  |  |  |  |  |
| KSA65 |  | 65 | 23 | 30 | 8mm, 12mm | RUBBER | PLAIN | 50kg |
| KSA75 | | 75 | 23 | 30 | 8mm, 12mm | RUBBER | PLAIN | 50kg |
| KSA100 | | 100 | 23 | 30 | 8mm, 12mm | RUBBER | PLAIN | 50kg |
| CGQGRQ75 |  | 75 | 32 | 40 | 8mm | RUBBER | BALL | 80kg |
| CGQGRQ100 | | 100 | 32 | 40 | 8mm | RUBBER | BALL | 100kg |
| CGQGRQ125 | | 125 | 32 | 40 | 8mm | RUBBER | BALL | 100kg |
| CGGRQ125-3/8 | | 125 | 32 | 41 | 3/8" | RUBBER | BALL | 100kg |
| MJA75G |  | 75 | 32 | 40 | 8mm | RUBBER | BALL | 85kg |
| MJA100G | | 100 | 32 | 40 | 8mm | RUBBER | BALL | 85kg |
| MJA125G | | 125 | 32 | 40 | 8mm | RUBBER | BALL | 85kg |
| QTQ150G |  | 150 | 34 | 40 | 8mm | RUBBER | BALL | 150kg |
| QTQ175G | | 175 | 34 | 40 | 8mm | RUBBER | BALL | 150kg |
| QTQ200G | | 200 | 34 | 40 | 8mm | RUBBER | BALL | 150kg |

CG BLUE RUBBER WHEELS ONLY



Capacity: 85 - 400KG

- Non-marking, quiet and shock absorbing with a low rolling resistance
- Comes with precision ball bearing and roller bearing centres
- Protects load from shocks / vibrations
- Wide range of uses

| PART NO. | | WHEEL DIAMETER (MM) | TYRE WIDTH | HUB LENGTH | SHAFT SIZE | WHEEL TYPE | BEARING TYPE | CAPACITY |
|-----------|---|---|---|---|--|---|---|---|
| | |  |  |  |  |  |  |  |
| CBQ75G |  | 75 | 33 | 40 | 8mm | RUBBER | BALL | 85kg |
| CBQ100G | | 100 | 33 | 40 | 8mm | RUBBER | BALL | 100kg |
| CBQ125G | | 125 | 33 | 40 | 8mm | RUBBER | BALL | 100kg |
| CGENR080W |  | 80 | 32 | 45 | 8mm , 12mm | RUBBER | ROLLER | 85kg |
| CGENR100W | | 100 | 32 | 45 | 8mm , 12mm | RUBBER | ROLLER | 100kg |
| CGENR125W | | 125 | 32 | 45 | 8mm , 12mm | RUBBER | ROLLER | 100kg |
| JBR100 |  | 100 | 32 | 45 | 10mm , 20mm | RUBBER | ROLLER | 150kg |
| JBR125 | | 125 | 32 | 45 | 10mm , 20mm | RUBBER | ROLLER | 150kg |
| HBR150 |  | 150 | 50 | 60 | 12mm , 20mm | RUBBER | ROLLER | 230kg |
| HBR200 | | 200 | 50 | 60 | 12mm , 20mm | RUBBER | ROLLER | 250kg |
| OBQ100 |  | 100 | 50 | 60 | ½" , 20mm | RUBBER | BALL | 300kg |
| OBQ125 | | 125 | 50 | 60 | ½" , 20mm | RUBBER | BALL | 330kg |
| OBQ150 | | 150 | 50 | 60 | ½" , 20mm | RUBBER | BALL | 360kg |
| OBQ200 | | 200 | 50 | 60 | ½" , 20mm | RUBBER | BALL | 400kg |
| CGJBRQ100 |  | 100 | 40 | 51 | 10mm | RUBBER | BALL | 150kg |
| CGJBRQ125 | | 125 | 40 | 51 | 10mm | RUBBER | BALL | 200kg |
| CGHBRQ160 | | 160 | 40 | 62 | 12mm, 20mm | RUBBER | BALL | 250kg |

CG CAST IRON WHEELS ONLY



Capacity: 100 - 800KG

- Hard wearing, abrasive and heat resistant
- Suitable for higher load application, eg. Glass and timber trolleys
- Replacement wheels for industrial dumper bins
- Wide range of applications

| PART NO. | | WHEEL DIAMETER (MM) | TYRE WIDTH | HUB LENGTH | SHAFT SIZE | BEARING TYPE | CAPACITY |
|--------------|---|---|---|---|---|---|---|
| | |  |  |  |  |  |  |
| DCI75 |  | 75 | 28 | 40 | 8mm, 12mm | PLAIN | 100kg |
| JCI100 |  | 100 | 38 | 45 | 10mm, 20mm | PLAIN | 230kg |
| JCR100 | | 100 | 38 | 45 | 10mm | ROLLER | 230kg |
| WCI150 |  | 150 | 50 | 60 | ½", 20mm | PLAIN | 400kg |
| MCI-315-PB12 |  | 75 | 35 | 45 | 12mm | BALL | 190kg |
| MCI-42-BB20 | | 100 | 50 | 60 | 20mm | BALL | 450kg |
| MCI-62-BB20 | | 150 | 50 | 60 | 20mm | BALL | 800kg |
| MCI-82-BB20 | | 200 | 50 | 60 | 20mm | BALL | 800kg |

CG HI TEMP WHEELS ONLY

Capacity: 70 - 400KG



Phenolic



Glass Filled Nylon

- Phenolic and glass filled wheels are used in bakery ovens, chillers or applications in which temperatures range from -30 ° C to +290 ° C
- Sealed precision maintenance free bearing
- Easy rolling, non-marking, tough Hi Temp Epoxy resin wheel
- 260° continuous exposure, 290° intermittent exposure

| PART NO. | WHEEL DIAMETER (MM) | TYRE WIDTH | HUB LENGTH | SHAFT SIZE | WHEEL TYPE | BEARING TYPE | TEMP RATING | CAPACITY |
|----------|---------------------|------------|------------|------------|--------------------|--------------|---------------|----------|
| MHH75 | 75 | 32 | 41 | 8mm , 12mm | GLASS FILLED NYLON | PLAIN | 70kg = 150deg | 70kg |
| MHH100 | 100 | 32 | 41 | 8mm , 12mm | GLASS FILLED NYLON | PLAIN | 80kg = 150deg | 80kg |
| EE10040B | 100 | 40 | 40 | 8mm | PHENOLIC | BALL | 260DEG | 150kg |
| EE10050B | 100 | 50 | 60 | ½" | PHENOLIC | BALL | 260DEG | 250kg |
| EE12550B | 125 | 50 | 60 | ½" | PHENOLIC | BALL | 260DEG | 300kg |
| EE15050B | 150 | 50 | 60 | ½" | PHENOLIC | BALL | 260DEG | 400kg |

CG PALLET TRUCK ROLLERS










Nylon








Urethane

Capacity: 300 - 800KG

- Wheels & Rollers for replacement parts for Pallet Trucks & other equipment
- Suits a wide range of applications
- Nylon & Polyurethane offer good wear resistance

| PART NO. | DIAMETER (MM) | TYRE WIDTH (MM) | BOSS WIDTH | SHAFT SIZE | WHEEL TYPE | BEARING TYPE | CAPACITY |
|------------------|---|---|---|---|---|---|---|
| |  |  |  |  |  |  |  |
| CGROLLERNYLON | 80 | 90 | 90 | 20 | NYLON | PRECISION | 300KG |
| PLN82X83Q20 | 82 | 83 | 83 | 20 | NYLON | PRECISION | 800KG |
| PLN82X100Q20 | 82 | 100 | 100 | 20 | NYLON | PRECISION | 800KG |
| CGURETHANEROLLER | 80 | 90 | 90 | 20 | URETHANE | PRECISION | 300KG |
| CG8270BB20 | 82 | 70 | 70 | 20 | URETHANE | PRECISION | 600KG |
| CG8575BB20 | 85 | 75 | 75 | 20 | URETHANE | PRECISION | 650KG |
| CG8298BB20 | 82 | 98 | 98 | 20 | URETHANE | PRECISION | 800KG |

CG PALLET TRUCK WHEELS

| PART NO. | DIAMETER (MM) | TYRE WIDTH (MM) | BOSS WIDTH | SHAFT SIZE | WHEEL TYPE | BEARING TYPE | CAPACITY |
|--------------|---|---|---|---|---|---|---|
| |  |  |  |  |  |  |  |
| PLN175X48Q20 | 175 | 48 | 48 | 20 | NYLON | PRECISION | 600kg |
| PLN200X48Q20 | 200 | 48 | 48 | 20 | NYLON | PRECISION | 700kg |
| PLU200X48Q20 | 200 | 48 | 48 | 20 | NYLON | PRECISION | 800kg |

NOTE: can change bearing to suit shaft sizes to 3/4" or 25mm
 *Stainless Steel bearings available

CG SOLID RUBBER TYRES



Capacity: 50 - 180KG

- Solid Rubber wheels in Grey, Blue (non-marking), also in Black (cost effective)
- Replacement wheels for trolley & other industrial equipment

Plastic Centre

| PART NO. | COLOUR OF TYRE | WHEEL DIAMETER (MM) | TYRE WIDTH | HUB LENGTH | SHAFT SIZE | BEARING TYPE | CAPACITY |
|-----------|----------------|---------------------|------------|------------|------------|--------------|----------|
| HBR150 | BLUE | 150 | 34 | 60 | ½", 20MM | ROLLER | 135kg |
| HBA150 | BLUE | 150 | 34 | 60 | ½", 20MM | PLAIN | 135kg |
| HRR150 | BLACK | 150 | 34 | 60 | ½", 20MM | ROLLER | 135kg |
| HRA150 | BLACK | 150 | 34 | 60 | ½", 20MM | PLAIN | 135kg |
| HBR200 | BLUE | 200 | 50 | 60 | ½", 20MM | ROLLER | 180 |
| HBA200 | BLUE | 200 | 50 | 60 | ½", 20MM | ROLLER | 180kg |
| HRR200 | BLACK | 200 | 50 | 60 | ½", 20MM | ROLLER | 180kg |
| HRA200 | BLACK | 200 | 50 | 60 | ½", 20MM | ROLLER | 180kg |
| CGGRR160P | GREY | 160 | 40 | 57 | 20MM | ROLLER | 150kg |
| CGBRR160P | BLACK | 160 | 40 | 57 | 20MM | ROLLER | 150kg |
| CGGRR200P | GREY | 200 | 40 | 57 | 20MM | ROLLER | 150kg |
| CGBRR200P | BLACK | 200 | 40 | 57 | 20MM | ROLLER | 150kg |

Steel Centre

| PART NO. | COLOUR OF TYRE | WHEEL DIAMETER (MM) | TYRE WIDTH | HUB LENGTH | SHAFT SIZE | BEARING TYPE | CAPACITY |
|-----------|----------------|---------------------|------------|------------|------------|--------------|----------|
| GB533 | BLACK | 150 | 32 | 30 | ½" | UNGROUND | 50kg |
| GB534 | BLACK | 150 | 32 | 30 | 5/8" | UNGROUND | 50kg |
| GB535 | BLACK | 200 | 40 | 50 | ½" | UNGROUND | 60kg |
| GB532 | BLACK | 200 | 40 | 50 | 5/8" | UNGROUND | 60kg |
| GB536 | BLACK | 250 | 44 | 48 | 5/8" | UNGROUND | 75kg |
| GB545 | BLACK | 315 | 46 | 95 | 5/8" | UNGROUND | 75kg |
| CGGRR160S | GREY | 160 | 50 | 57 | 20MM | ROLLER | 160kg |
| CGGRR200S | GREY | 200 | 50 | 57 | 20MM | ROLLER | 160kg |
| CGBRR160S | BLACK | 160 | 50 | 57 | 20MM | ROLLER | 160kg |
| CGBRR200S | BLACK | 200 | 50 | 57 | 20MM | ROLLER | 160kg |











CG LARGE RUBBER WHEELS

250mm, 300mm & 400mm

Capacity: 100 - 600KG









Utility Wheel

- Puncture free for hand trolleys and wheelbarrows
- Comes with double sealed precision ball bearings for easy rolling

| CODE | | WHEEL DIAMETER (MM) | TYRE WIDTH | HUB LENGTH | SHAFT SIZE | WHEEL TYPE | BEARING TYPE | CAPACITY |
|------------------------|---|---|---|---|--|---|---|---|
| | |  |  |  |  |  |  |  |
| PRP250 |  | 250 | 45 | 48 | 16MM (5/8") | BLACK RUBBER | PLAIN | 100kg |
| R250/50C-PRYQPRECISION |  | 250 | 50 | 60 | 5/8", 3/4", 1", 20m, 25mm | BLACK RUBBER | BALL | 150kg |
| R300/50C-PRYQPRECISION | | 300 | 50 | 60 | 5/8", 3/4", 1", 20m, 25mm | BLACK RUBBER | BALL | 150kg |
| R400/70C-PRYQPRECISION | | 400 | 70 | 80 | 5/8", 3/4", 1", 20m, 25mm | BLACK RUBBER | BALL | 150kg |
| R250/75C-PRWQPRECISION |  | 250 | 75 | 75 | 5/8", 3/4", 1", 20mm, 25mm | BLACK RUBBER | BALL | 180KG |

Solid Cushioned Wheel

- Puncture proof tyre where broken glass, nails, etc. may cause trouble.
- Use also on equipment where the tyre must not be flat, e.g. fire extinguisher trolleys, construction site equipment.

| CODE | | WHEEL DIAMETER (MM) | TYRE WIDTH | HUB LENGTH | SHAFT SIZE | WHEEL TYPE | BEARING TYPE | CAPACITY |
|------------------------|---|---|---|---|--|---|---|---|
| | |  |  |  |  |  |  |  |
| R280/70R-SRBQPRECISION |  | 280 | 70 | 60 | 5/8", 3/4", 1", 20mm, 25mm | BLACK RUBBER | BALL | 220kg |
| R400X8-SQ10 | | 400 | 95 | 80 | 1" | BLACK RUBBER | BALL | 600kg |

NOTE: R400X8-SQ10 can be ordered without the hub and bearings to fit directly onto a Holden HT hub (R400X8-SNB)

CG Pneumatic Wheels

STEEL CENTRE



- Used in industrial & agricultural equipment
- Replacement wheels for hand trolleys
- Steel centre rims with flanged & precision bearings
- Shafts to suit are available
- Spare tyres & Tubes available

| CODE | WHEEL DIAMETER (MM) | TYRE WIDTH | TREAD PATTERN | BEARING TYPE | SHAFT SIZE | HUB LENGTH | CAPACITY |
|------------------------------|---------------------|------------|---------------|--------------|--------------|------------|----------|
| | | | | | | | |
| CG250X4STEEL (GB3485) | 215 | 54 | LUG | FLANGED BALL | 3/4" OR 20MM | 60 | 120kg |
| 350X4STEEL (GB3491 & GB3492) | 265 | 65 | DIAMOND | PRECISION | 3/4" OR 20MM | 70 | 140kg |
| CG250X6STEEL (GB3486) | 280 | 59 | DIAMOND | PRECISION | 3/4" | 60 | 140kg |
| CG350X6STEEL (GB3581) | 305 | 85 | DIAMOND | FLANGED BALL | 3/4" OR 20MM | 60 | 180kg |
| CG300X 8STEEL (GB3589) | 365 | 75 | TURF | FLANGED BALL | 5/8" | 89 | 140KG |
| 13" X 5.00" X 6" (GB3658) | 305 | 100 | TURF | PRECISION | 1" (25MM) | 102 | 180kg |
| 15" X 5.00 X 6" (GB3659) | 345 | 120 | TURF | PRECISION | 1" (25MM) | 102 | 180kg |
| CG400X8STEEL (GB3587) | 400 | 100 | TURF | PRECISION | 1" (25MM) | 75 | 200kg |
| 16" X 450" X 8" (GB3585) | 400 | 100 | TURF | PRECISION | 1" (25MM) | 61 | 200kg |
| 16" X 650" X 8" (GB3661) | 420 | 150 | TURF | FLANGED BALL | 1" (25MM) | 105 | 200kg |
| 18" X 650" X 8" (GB3662) | 445 | 150 | TURF | FLANGED BALL | 1" (25MM) | 105 | 200kg |

CG Pneumatic Wheels

PLASTIC CENTRE



- Plastic centre rims with flanged bearings
- Suitable for applications in wet environments (nursery trolleys, hand trolleys, agricultural equipment)
- Spare tyres & tubes available
- Shafts to suit are available

Black Tyres

| CODE | WHEEL DIAMETER (MM) | TYRE WIDTH | TREAD PATTERN | BEARING TYPE | SHAFT SIZE | HUB LENGTH | CAPACITY |
|-------------------------------|---------------------|------------|---------------|--------------|-------------|------------|----------|
| CG400X8POLY | 400 | 100 | TURF | FLANGED BALL | 1" (25.4MM) | 80 | 200kg |
| 16" X 450" X 8" POLY (GB3586) | 400 | 100 | TURF | FLANGED BALL | 1" (25.4MM) | 108 | 200kg |
| 16" X 650" X 8" (GB3664) | 420 | 150 | TURF | FLANGED BALL | 1" (25.4MM) | 108 | 200kg |

CG Foam Filled Wheels

NO MORE PUNCTURES



- Steel centre rims with flanged or precision bearings
- Foam filled wheels
- Shafts to suit are available
- Great for hand trolleys & industrial equipment

| CODE | WHEEL DIAMETER (MM) | TYRE WIDTH | TREAD PATTERN | BEARING TYPE | SHAFT SIZE | HUB LENGTH | CAPACITY |
|-------------------------|---------------------|------------|---------------|-------------------|--------------|------------|----------|
| | | | | | | | |
| CG250X4FOAM | 215 | 55 | LUG | PRECISION FLANGED | 3/4" | 52 | 100kg |
| CG250X6FOAM (GB3488) | 282 | 64 | INDUSTRIAL | FLANGED BALL | 3/4" | 55 | 100kg |
| CG350X4FOAM (GB3490) | 258 | 80 | INDUSTRIAL | BALL | 3/4" OR 20MM | 71 | 100kg |
| CG350X4FOAM | 247 | 75 | INDUSTRIAL | PRECISION FLANGED | 3/4" OR 20mm | 56 | 100kg |
| CG450X8FOAM (GB3493) | 390 | 98 | TURF | BALL | 1" | 51 | 200kg |
| CG650X8FOAM (GB3494) | 395 | 150 | TURF | BALL | 1" | 61 | 200kg |

CG Pneumatic Wheels

OFFSET STEEL CENTRE



- Steel centre rims with flanged & precision bearings
- Replacement wheels for hand trolleys
- Foam filled or pneumatic types
- Shafts to suit are available
- Spare tyres & tubes available

Pneumatic Offset

| CODE | WHEEL DIAMETER (MM) | TYRE WIDTH | TREAD PATTERN | BEARING TYPE | SHAFT SIZE | HUB LENGTH | CAPACITY |
|---------------------------|---------------------|------------|---------------|--------------|-------------|------------|----------|
| 350X4 OFFSET (GB10102) | 257MM | 75MM | INDUSTRIAL | BALL | 5/8" (16MM) | 50MM | 100KG |
| 400X6 (13" X 4") (GB3582) | 340MM | 88MM | INDUSTRIAL | FLANGED BALL | 5/8" (16MM) | 72MM | 100KG |

Foam Filled Offset

| CODE | WHEEL DIAMETER (MM) | TYRE WIDTH | TREAD PATTERN | BEARING TYPE | SHAFT SIZE | HUB LENGTH | CAPACITY |
|------------------------|---------------------|------------|---------------|--------------|-------------|------------|----------|
| 250X4FOAMO/S (GB3489) | 215MM | 58MM | LUG | BALL | 5/8" (16MM) | 27MM | 100kg |
| 350X4 OFFSET (GB10103) | 257MM | 80MM | INDUSTRIAL | BALL | 5/8" (16MM) | 56MM | 100kg |
| 400X6 OFFSET (GB3487) | 340MM | 91MM | INDUSTRIAL | BALL | 5/8" (16MM) | 71MM | 100kg |

CG GREY NON MARKING PNEUMATICS, SOLID AND FOAM FILLED WHEELS

Capacity: 50 - 140KG



250X50RIB-PQ12



250X4LGG-PWB20



P350X4ZGG-SB20



CGWCC007



CGWCC003

GREY PNEUMATICS PLASTIC CENTRE

| CODE | WHEEL DIAMETER | TYRE WIDTH | TREAD PATTERN | BEARING TYPE | SHAFT SIZE | HUB LENGTH | CAPACITY |
|----------------|----------------|------------|---------------|--------------|------------------|------------|----------|
| | | | | | | | |
| 200X50RIB-PQ12 | 200 | 50 | RIBBED | BALL | 1/2" | 60 | 50kg |
| 200X50RIB-PR20 | 200 | 50 | RIBBED | ROLLER | 1/2", 20mm | 60 | 50kg |
| 250X4LGG-PWB | 220 | 54 | LUG | FLANGED BALL | 5/8", 3/4", 20mm | 60 | 100kg |
| 350X4ZGG-PWB | 220 | 54 | LUG | FLANGED BALL | 5/8", 3/4", 20mm | 60 | 140kg |

GREY PNEUMATICS FOAM FILLED STEEL CENTRE

• PLASTIC CENTRE ONLY

| CODE | WHEEL DIAMETER | TYRE WIDTH | TREAD PATTERN | BEARING TYPE | SHAFT SIZE | HUB LENGTH | CAPACITY |
|---------------|----------------|------------|---------------|--------------|------------------|------------|----------|
| | | | | | | | |
| *P200X50RIB-S | 200 | 50 | RIBBED | BALL | 1/2" | 60 | 50kg |
| P250X4LGG-S | 220 | 54 | LUG | FLANGED BALL | 5/8", 3/4", 20mm | 60 | 75kg |
| P350X4ZGG-S | 265 | 70 | DIAMOND | FLANGED BALL | 5/8", 3/4", 20mm | 60 | 100kg |

GREY SOLID WHEELS FOR WHEEL CHAIRS & MEDICAL EQUIPMENT

NOTE: FOR WHEELCHAIR TUBES & TYRES GO TO TUBES/TYRES SECTION

| CODE | WHEEL DIAMETER | TYRE WIDTH | TREAD PATTERN | BEARING TYPE | SHAFT SIZE | HUB LENGTH |
|-----------|----------------|------------|---------------|--------------|------------|------------|
| | | | | | | |
| CGWCC005 | 150 | 25.4 | RIBBED | BALL | 8 | 40 |
| CGWCC006 | 177 | 25.4 | SMOOTH | BALL | 8 | 40 |
| CGWCC06B | 177 | 32 | SMOOTH | BALL | 8 | 40 |
| CGWCC007 | 200 | 25.4 | SMOOTH | BALL | 8 | 40 |
| CGWCC007B | 200 | 32 | SMOOTH | BALL | 8 | 40 |
| CGWCC003 | 200 | 50 | RIBBED | BALL | 8 | 60 |

CG Tubes



INDUSTRIAL

200 x 50

250 x 4

250 x 6

4.10/300/3.50 x 4

400 x 6

4.10/350 x 6

13 x 5.00 - 6

13 x 6.50 - 6

15 x 6.00 - 6

16 x 8.00 - 7

2.50/3.00 - 8

4.80/4.00 - 8

5.00 - 8

16 x 6.50/7.50 - 8

18 x 8.50/9.50 - 8

20 x 7.00 - 8

20 x 8.00 - 8

20 x 10.00 - 8

21 x 9.00 - 8

22 x 11.00 - 8

23 x 8.50/9.50 - 12

25 x 8.00/10.00 - 12

WHEELCHAIR TUBES

200 x 50 valve 20deg x 90deg (TUS350)

200 x 50 valve 45deg x 90deg (TUS400)

200 x 50 valve 90deg x 90deg (TUS405)

2.80/2.50 - 4.90DEG x 90DEG (TUS450)

6 x 1 - 1/4

8 x 1 - 1/4

3.00 - 8

3.00 - 10

4.10/3.50 - 5 (TUS552)

12 - 1/2 x 2 - 1/4 (TUS305)

20 x 1 - 3/8 (TUS220)

24 x 1 - 3/8 (TUS175)

THORN RESISTANT TUBES

24 x 1 - 3/8 (TUTPH140)

12 - 1/2 x 2 - 1/4 (TUTP190)

CG TYRES ONLY BLACK



- Replacement tyres for trolleys, wheelchairs, agricultural equipment & scooters
- Available in a wide range of treads

| BLACK TYRE | TREAD |
|----------------|----------------|
| 200 X 50 | RIBBED |
| 12.1/2 X 2.1/4 | BLOCK |
| 2.50 - 4 | INDUSTRIAL LUG |
| 3.00 - 4 | DIAMOND |
| 4.10/3.50 - 4 | DIAMOND |
| 4.10/3.50 - 5 | DIAMOND |
| 2.50 - 6 | INDUSTRIAL LUG |
| 3.50 - 6 | BLOCK |
| 4.00 - 6 | INDUSTRIAL LUG |
| 13 X 5.00 - 6 | TURF / RIB |
| 13 X 6.50 - 6 | BLOCK TURF |
| 15 X 6.00 - 6 | BLOCK |
| 16 X 8.00 - 7 | KNOBBY |
| 18 X 7.00 - 7 | KNOBBY |
| 3.00 - 8 | WHEELBARROW |

| BLACK TYRE | TREAD |
|----------------|----------------------|
| 4.00 - 8 | INDUSTRIAL RIB |
| 4.80/4.00 - 8 | HIGHWAY |
| 5.00 - 8 | HIGHWAY |
| 16 X 6.50 - 8 | BLOCK TURF/MULTI RIB |
| 18 X 6.50 - 8 | TURF |
| 18 X 8.50 - 8 | BLOCK/MULTI RIB |
| 18 X 9.50 - 8 | BLOCK TURF/SMOOTH |
| 20 X 7.00 - 8 | KNOBBY |
| 20 X 8.00 - 8 | BLOCK TURF |
| 20 X 10.00 - 8 | BLOCK TURF |
| 22 X 11.00 - 8 | KNOBBY |

| SCOOTER | TYPE |
|-------------|--------------|
| 100/90 - 10 | SCOOTER 6PLY |
| 110/90 - 10 | SCOOTER 6PLY |
| 120/70 - 10 | SCOOTER 6PLY |
| 130/60 - 10 | SCOOTER 6PLY |

CG TYRES ONLY GREY



- Replacement tyres for trolleys, wheelchairs, agricultural equipment & scooters
- Non-marking tyres
- Available in a wide range of treads

| GREY TYRE | TYPE |
|-------------------|-------------------|
| 6 X 1-1/4 | SPIRIT |
| 8 X 1-1/4 | SPIRIT |
| 200 X 50RIB | RIB |
| 2.80/2.50-4 | INDUSTRIAL LUG |
| 250 X 4LGG | INDUSTRIAL LUG |
| 3.00-4 | RIB/INDUSTRIAL |
| 350 X 4ZGG | INDUSTRIAL/NIMBLE |
| 3.50-5 | NIMBLE |
| 3.50X6 (TYS1779B) | STUD TREAD |
| 3.00-8 | DUROTRAP |
| 3.00-10 | DUROTRAP |
| 12-1/2 X 2-1/4 | KNO/POWER EXPRESS |

| GREY TYRE | TYPE |
|------------|------------|
| 20 X 1-3/8 | ORION GREY |
| 22 X 1-3/8 | ORION GREY |
| 24 X 1-3/8 | ORION GREY |

| FOAM FILLED | TYPE |
|----------------|----------------|
| 200X50 | SPIRIT GREY |
| 2.80/2.50-4 | POWER EDGE |
| 3.00-4 | DUROTRAP |
| 3.00-8 | POWERTRAX |
| 12-1/2 X 2-1/4 | POWER EXPRESS |
| 24 X 1-3/8 | SOLID PU PRIMO |

CG RETAINING FITTINGS

SHAFT COLLARS MILD STEEL, TWO GRUB SCREWS



| METRIC CODE | SHAFT |
|-------------|-------|
| 6MMCOLLAR | 6MM |
| 8MMCOLLAR | 8MM |
| 10MMCOLLAR | 10MM |
| 12MMCOLLAR | 12MM |
| 14MMCOLLAR | 14MM |
| 16MMCOLLAR | 16MM |
| 20MMCOLLAR | 20MM |
| 22MMCOLLAR | 22MM |
| 24MMCOLLAR | 24MM |
| 25MMCOLLAR | 25MM |
| 28MMCOLLAR | 28MM |
| 30MMCOLLAR | 30MM |
| 32MMCOLLAR | 32MM |
| 35MMCOLLAR | 35MM |
| 38MMCOLLAR | 38MM |
| 40MMCOLLAR | 40MM |
| 42MMCOLLAR | 42MM |
| 45MMCOLLAR | 45MM |
| 48MMCOLLAR | 48MM |
| 50MMCOLLAR | 50MM |
| 60MMCOLLAR | 60MM |
| 70MMCOLLAR | 70MM |
| 75MMCOLLAR | 75MM |

| IMPERIAL CODE | SHAFT |
|---------------|--------|
| ¼"COLLAR | ¼" |
| 5/16"COLLAR | 5/16" |
| 3/8"COLLAR | 3/8" |
| 7/16"COLLAR | 7/16" |
| ½"COLLAR | ½" |
| 5/8"COLLAR | 5/8" |
| ¾"COLLAR | ¾" |
| 7/8"COLLAR | 7/8" |
| 1"COLLAR | 1" |
| 1-1/8"COLLAR | 1-1/8" |
| 1-1/4"COLLAR | 1-1/4" |
| 1-3/8"COLLAR | 1-3/8" |
| 1-1/2"COLLAR | 1-1/2" |
| 1-5/8"COLLAR | 1-5/8" |
| 1-7/8"COLLAR | 1-7/8" |
| 2"COLLAR | 2" |
| 2-1/4"COLLAR | 2-1/4" |
| 2-1/2"COLLAR | 2-1/2" |
| 3"COLLAR | 3" |
| | |
| | |
| | |
| | |

CG SHAFTS

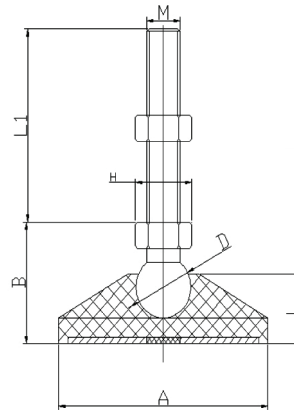


| CODE | SIZE X LENGTH |
|-----------|---------------|
| 8MMSHAFT | 8MM x 1MTR |
| 10MMSHAFT | 10MM x 1MTR |
| 12MMSHAFT | 12MM x 1MTR |
| 16MMSHAFT | 16MM x 1MTR |
| 20MMSHAFT | 20MM x 1MTR |
| 25MMSHAFT | 25MM x 1MTR |
| | |
| .375SHAFT | 3/8" x 1MTR |
| .500SHAFT | 1/2" x 1MTR |
| .625SHAFT | 5/8" x 1MTR |
| .750SHAFT | 3/4" x 1MTR |
| 1.00SHAFT | 1" x 1MTR |

- The grade of steel shaft is CS1020 (Can cut and tap the shaft).
- Can be used as an axle with all types of wheels.

SHAFT COLLARS STAINLESS STEEL, TWO GRUB SCREWS

| METRIC CODE | SHAFT |
|---------------|-------|
| 10MMCOLLARS/S | 10MM |
| 12MMCOLLARS/S | 12MM |
| 16MMCOLLARS/S | 16MM |
| 20MMCOLLARS/S | 20MM |
| 25MMCOLLARS/S | 25MM |



Adjustable Feet

- The base is made from Nylon reinforced with fibre glass.
- Threads available in Zinc or 304 Stainless steel
- Ball Joints are manufactured from steel to ensure superior strength and reliability
- Rubber base with friction dimples to ensure stability

Zinc Thread

| PART NO. | A | M | L1 | B | L | D | H | Max Static Vertical Load |
|----------|---------------|----------------------|---------------|-------------|----------------------|--------------------|------------------|--------------------------|
| | Base Diameter | Thread Diameter Zinc | Thread Length | Base Height | Height of Nylon Base | Ball Head Diameter | Hex Nut Diameter | |
| AF1040ZP | 40 | M10 X 1.5 | 64MM | 32 | 19 | 15.3 | 17 | 400KG |
| AF1260ZP | 60 | M12 X 1.75 | 64MM | 40 | 25 | 15.3 | 17 | 650KG |
| AF1680ZP | 80 | M16 X 2.00 | 64MM | 42 | 25 | 23.5 | 24 | 750KG |

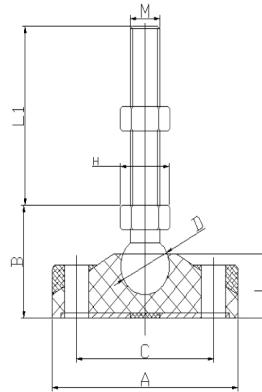
Stainless Steel Thread (304 Grade)

| PART NO. | A | M | L1 | B | L | D | H | Max Static Vertical Load |
|----------|---------------|---------------------|---------------|-------------|----------------------|--------------------|------------------|--------------------------|
| | Base Diameter | Thread Diameter S/S | Thread Length | Base Height | Height of Nylon Base | Ball Head Diameter | Hex Nut Diameter | |
| AF1040SS | 40 | M10 X 1.5 | 64MM | 32 | 19 | 15.3 | 17 | 400KG |
| AF1260SS | 60 | M12 X 1.75 | 64MM | 40 | 25 | 15.3 | 17 | 650KG |
| AF1680SS | 80 | M16 X 2.00 | 64MM | 42 | 25 | 23.5 | 24 | 750KG |

Custom lengths available on request

Bolt Down Adjustable Feet

- The base is made from Nylon reinforced with fibre glass.
- Two Mounting Holes for superior fixing to the floor.
- Threads available in Zinc or 304 Stainless steel
- Ball Joints are manufactured from steel to ensure superior strength and reliability
- Rubber base with friction dimples to ensure stability



Stainless Steel Threads (304 Grade)

| PART NO. | A | M | L1 | B | L | D | H | C | Max Static Vertical Load |
|-----------------|---------------|---------------------|---------------|-------------|----------------------|--------------------|------------------|--------------|--------------------------|
| | Base Diameter | Thread Diameter S/S | Thread Length | Base Height | Height of Nylon Base | Ball Head Diameter | Hex Nut Diameter | Hole Centres | |
| CGAFBD1080100S | 80 | M10 X 1.5 | 100MM | 32 | 19 | 15.3 | 17 | 56 | 700KG |
| CGAFBD1280100S | 80 | M12 X 1.75 | 100MM | 35 | 19 | 15.3 | 17 | 56 | 750KG |
| CGAFBD16100150S | 100 | M16 X 2.00 | 150MM | 46 | 30 | 23.5 | 24 | 75 | 900KG |
| CGAFBD20100150S | 100 | M20 X 2.5 | 150MM | 46 | 30 | 23.5 | 24 | 75 | 1200KG |

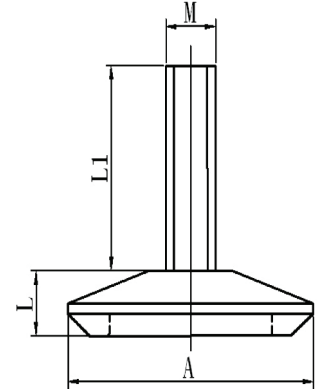
Zinc Threads

| PART NO. | A | M | L1 | B | L | D | H | C | Max Static Vertical Load |
|-----------------|---------------|----------------------|---------------|-------------|----------------------|--------------------|------------------|--------------|--------------------------|
| | Base Diameter | Thread Diameter Zinc | Thread Length | Base Height | Height of Nylon Base | Ball Head Diameter | Hex Nut Diameter | Hole Centres | |
| CGAFBD1080100Z | 80 | M10 X 1.5 | 100MM | 32 | 19 | 15.3 | 17 | 56 | 700KG |
| CGAFBD1280100Z | 80 | M12 X 1.75 | 100MM | 35 | 19 | 15.3 | 17 | 56 | 750KG |
| CGAFBD16100100Z | 100 | M16 X 2.00 | 100MM | 46 | 30 | 23.5 | 24 | 75 | 900KG |
| CGAFBD20100150Z | 100 | M20 X 2.5 | 150MM | 46 | 30 | 23.5 | 24 | 75 | 1200KG |

Custom lengths available on request

Fixed Feet

- The base is made from Nylon reinforced with fibre glass.
- Threads available in Zinc
- Cost Effective Solution

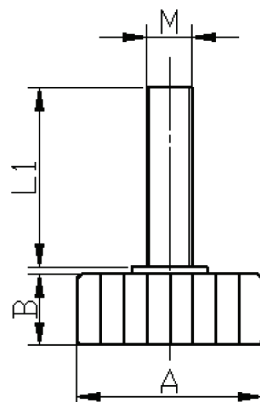



CGFTB Series

| PART NO. | A | M | L1 | L | Max Static Vertical Load |
|-------------|---------------|----------------------|---------------|----------------------|--------------------------|
| | Base Diameter | Thread Diameter Zinc | Thread Length | Height of Nylon Base | |
| CGFTB40850 | 40 | 8 X 1.25 | 50 | 13 | 100KG |
| CGFTB501050 | 50 | 10 X 1.5 | 50 | 13 | 150KG |
| CGFTB601250 | 60 | 12 X 1.75 | 50 | 13 | 200KG |

CGLPS Series

| PART NO. | A | M | L1 | B | Max Static Vertical Load |
|-------------|---------------|----------------------|---------------|----------------------|--------------------------|
| | Base Diameter | Thread Diameter Zinc | Thread Length | Height of Nylon Base | |
| CGLPS38850 | 38 | 8 X 1.25 | 50 | 10 | 200KG |
| CGLPS501050 | 50 | 10 X 1.5 | 50 | 10 | 250KG |
| CGLPS631250 | 63 | 12 X 1.75 | 50 | 10 | 250KG |



Custom lengths available on request

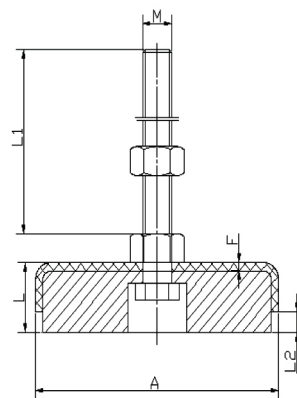
Zinc Plated Fixed Feet

- Rubber Non Slip Base
- Anti Vibration Pad
- Zinc Cover
- Smart Looking Fixed Foot

Zinc Threads

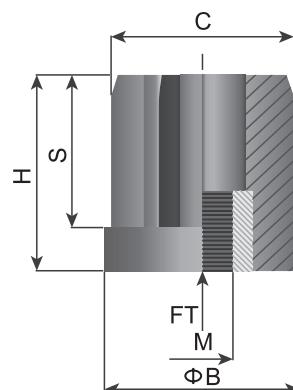

| PART NO. | A | M | L1 | L | L2 | F | Max Static Vertical Load |
|-------------|---------------|----------------------|---------------|----------------|-----------------------------|----------------------|--------------------------|
| | Base Diameter | Thread Diameter Zinc | Thread Length | Height of Base | Exposed Thickness of Rubber | Zinc Cover Thickness | |
| CGRHD40850 | 40 | 8 X 1.25 | 50 | 17 | 4 | 2 | 300kg |
| CGRHD501050 | 50 | 10 X 1.5 | 50 | 17 | 4 | 2 | 450kg |
| CGRHD601250 | 60 | 12 X 1.75 | 50 | 20 | 6 | 3 | 600kg |

Custom lengths available on request



Long Threaded Square Tube Ends Zinc and Stainless Steel Threads

| PART NO. | ZINC OR S/S | M | B | C | H | S | ID OF TUBE | Load (kg) | Weight (G) |
|--------------|-------------|---------------|----|------|----|----|------------|-----------|------------|
| CGLTS25/M10Z | ZINC | M10X1.5 X 24 | 25 | 23.3 | 45 | 38 | 22-23 | 100 | 30 |
| CGLTS25/M10S | S/S | M10X1.5 X 24 | 25 | 23.3 | 45 | 38 | 22-23 | 100 | 30 |
| CGLTS25/M12Z | ZINC | M12X1.75 X 24 | 25 | 23.3 | 45 | 38 | 22-23 | 100 | 32 |
| CGLTS25/M12S | S/S | M12X1.75 X 24 | 25 | 23.3 | 45 | 38 | 22-23 | 100 | 32 |
| CGLTS30/M10Z | ZINC | M10X1.5 X 24 | 30 | 27.6 | 45 | 37 | 26-27 | 160 | 40 |
| CGLTS30/M10S | S/S | M10X1.5 X 24 | 30 | 27.6 | 45 | 37 | 26-27 | 160 | 40 |
| CGLTS30/M12Z | ZINC | M12X1.75 X 24 | 30 | 27.6 | 45 | 37 | 26-27 | 160 | 42 |
| CGLTS30/M12S | S/S | M12X1.75 X 24 | 30 | 27.6 | 45 | 37 | 26-27 | 160 | 42 |
| CGLTS32/M10Z | ZINC | M10X1.5 X 24 | 32 | 30 | 45 | 37 | 28-29 | 180 | 60 |
| CGLTS32/M10S | S/S | M10X1.5 X 24 | 32 | 30 | 45 | 37 | 28-29 | 180 | 60 |
| CGLTS32/M12Z | ZINC | M12X1.75 X 24 | 32 | 30 | 45 | 37 | 28-29 | 180 | 62 |
| CGLTS32/M12S | S/S | M12X1.75 X 24 | 32 | 30 | 45 | 37 | 28-29 | 180 | 62 |
| CGLTS35/M10Z | ZINC | M10X1.5 X 24 | 35 | 32 | 45 | 37 | 31-32 | 250 | 56 |
| CGLTS35/M10S | S/S | M10X1.5 X 24 | 35 | 32 | 45 | 37 | 31-32 | 250 | 58 |
| CGLTS35/M12Z | ZINC | M12X1.75 X 24 | 35 | 32 | 45 | 37 | 31-32 | 400 | 58 |
| CGLTS35/M12S | S/S | M12X1.75 X 24 | 35 | 32 | 45 | 37 | 31-32 | 400 | 58 |

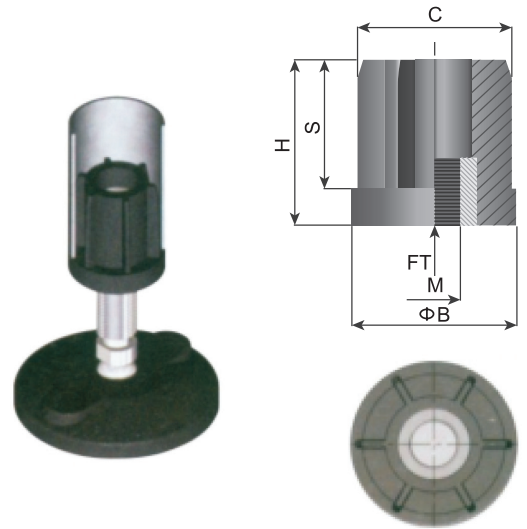


Long Threaded Square Tube Ends Zinc and Stainless Steel Threads



| PART NO. | ZINC OR S/S | M | B | C | H | S | ID OF TUBE | Load (kg) | Weight (G) |
|--------------|-------------|-----------------|----|------|----|----|------------|-----------|------------|
| CGLTS38/M10Z | ZINC | M10 X 1.5 X 24 | 38 | 35.8 | 45 | 37 | 35-36 | 300 | 75 |
| CGLTS38/M10S | S/S | M10 X 1.5 X 24 | 38 | 35.8 | 45 | 37 | 35-36 | 300 | 75 |
| CGLTS38/M12Z | ZINC | M12 X 1.75 X 24 | 38 | 35.8 | 45 | 37 | 35-36 | 400 | 77 |
| CGLTS38/M12S | S/S | M12 X 1.75 X 24 | 38 | 35.8 | 45 | 37 | 35-36 | 400 | 77 |
| CGLTS38/M16Z | ZINC | M16 X 2.00 X 31 | 38 | 35.8 | 45 | 37 | 35-36 | 500 | 90 |
| CGLTS38/M16S | S/S | M16 X 2.00 X 31 | 38 | 35.8 | 45 | 37 | 35-36 | 500 | 90 |
| CGLTS40/M10Z | ZINC | M10 X 1.5 X 24 | 40 | 37 | 45 | 40 | 36-37 | 200 | 85 |
| CGLTS40/M10S | S/S | M10 X 1.5 X 24 | 40 | 37 | 45 | 40 | 36-37 | 200 | 85 |
| CGLTS40/M12Z | ZINC | M12 X 1.75 X 24 | 40 | 37 | 45 | 40 | 36-37 | 400 | 88 |
| CGLTS40/M12S | S/S | M12 X 1.75 X 24 | 40 | 37 | 45 | 40 | 36-37 | 400 | 88 |
| CGLTS40/M16Z | ZINC | M16 X 2.00 X 31 | 40 | 37 | 45 | 40 | 36-37 | 500 | 100 |
| CGLTS40/M16S | S/S | M16 X 2.00 X 31 | 40 | 37 | 45 | 40 | 36-37 | 500 | 100 |
| CGLTS51/M10Z | ZINC | M10 X 1.5 X 24 | 51 | 48.5 | 50 | 35 | 47-48 | 680 | 122 |
| CGLTS51/M10S | S/S | M10 X 1.5 X 24 | 51 | 48.5 | 50 | 35 | 47-48 | 680 | 122 |
| CGLTS51/M12Z | ZINC | M12 X 1.75 X 24 | 51 | 48.5 | 50 | 35 | 47-48 | 800 | 125 |
| CGLTS51/M12S | S/S | M12 X 1.75 X 24 | 51 | 48.5 | 50 | 35 | 47-48 | 800 | 125 |
| CGLTS51/M16Z | ZINC | M16 X 2.00 X 31 | 51 | 48.5 | 50 | 35 | 47-48 | 800 | 140 |
| CGLTS51/M16S | S/S | M16 X 2.00 X 31 | 51 | 48.5 | 50 | 35 | 47-48 | 800 | 140 |

Long Threaded Round Tube Ends Stainless Steel Threads



| PART NO. | S/S | M | B | C | H | S | ID OF TUBE | Load (kg) | Weight (G) |
|--------------|-----|-----------------|----|----|----|----|------------|-----------|------------|
| CGLTR25/M10S | S/S | M10 X 1.5 X 24 | 25 | 23 | 45 | 25 | 22 | 120 | 30 |
| CGLTR25/M12S | S/S | M12 X 1.75 X 24 | 25 | 23 | 45 | 25 | 22 | 160 | 33 |
| CGLTR32/M10S | S/S | M10 X 1.5 X 24 | 32 | 29 | 45 | 32 | 28-29 | 300 | 40 |
| CGLTR32/M12S | S/S | M12 X 1.75 X 24 | 32 | 29 | 45 | 32 | 28-29 | 400 | 43 |
| CGLTR38/M10S | S/S | M10 X 1.5 X 24 | 38 | 35 | 45 | 38 | 35-36 | 300 | 50 |
| CGLTR38/M12S | S/S | M12 X 1.75 X 24 | 38 | 35 | 45 | 38 | 35-36 | 500 | 53 |
| CGLTR51/M10S | S/S | M10 X 1.5 X 24 | 51 | 48 | 45 | 51 | 47-48 | 800 | 76 |
| CGLTR51/M12S | S/S | M12 X 1.75 X 24 | 51 | 48 | 45 | 51 | 47-48 | 800 | 79 |



CG END CAPS

Square



- Square plastic tube closures
- Fit internally
- To find correct size, measure outside of Tube "A, B" and wall thickness
- Available in sizes 1/2" - 150mm

| CODES | A | B | WALL MM |
|----------------|--------|--------|-----------|
| P780 X 1/2BL | 1/2" | 1/2" | 1.6 |
| P780 X 5/8BL | 5/8" | 5/8" | 1.6 |
| P780 X 3/4BL | 3/4" | 3/4" | 1.6 |
| P780 X 20BL | 20 | 20 | 1.6 |
| P780 X 7/8BL | 7/8" | 7/8" | 1.6 |
| P780 X 1BL | 1" | 1" | 1.6 |
| P780 X 30BL | 30 | 30 | 1.6 |
| P780 X 1-1/4BL | 1-1/4" | 1-1/4" | 1.6 |
| P780 X 35BL | 35 | 35 | 1.6 |
| P780 X 1-1/2BL | 1-1/2" | 1-1/2" | 1.6 |
| P780 X 40BL | 40 | 40 | 1.6 |
| P780S X 2BL | 2" | 2" | 1.6 |
| P780R X 2BL | 2" | 2" | 3.2 |
| SQIR-5912 | 60 | 60 | 1.6 – 3.5 |
| SQIR - 5908 | 60 | 60 | 3.2 - 5 |
| SQIR - 5909 | 65 | 65 | 2 – 4.5 |
| SQIR - 5910 | 70 | 70 | 3.6 – 5 |
| SQIR - 5919 | 75 | 75 | 2 – 4.5 |
| SQIR - 5924 | 80 | 80 | 2 – 4.5 |
| SQIR - 5925 | 90 | 90 | 3 – 5 |
| SQIR - 5926 | 90 | 90 | 3.6 – 6.3 |
| SQIR - 5927 | 100 | 100 | 1 – 4 |
| SQIR - 5928 | 100 | 100 | 4 – 6.3 |
| SQIR - 5934 | 125 | 125 | 3 - 6 |
| SQIR - 5930 | 150 | 150 | 5 – 8 |
| SQIR - 5933 | 150 | 150 | 10 – 12.5 |

CG END CAPS

Rectangular



- Rectangular plastic tube closures
- Fit internally
- To find correct size, measure outside of Tube "A, B" and wall thickness

| CODES | A | B | WALL MM |
|---------------|--------|--------|---------|
| P1445BL | 1" | 1/2" | 1.6 |
| P1446BL | 1-3/8" | 3/4" | 1.6 |
| P1475BL | 1-1/2" | 1" | 1.6 |
| P2019BL | 50MM | 20MM | 1.6 |
| 820.75512.002 | 50MM | 25MM | 2.5 |
| P2000BL | 2" | 1" | 1.6 |
| P2003BL | 2" | 1-1/4" | 1.6 |
| P2023X1.6BL | 57MM | 35MM | 1.6 |
| P2020BL | 65MM | 35MM | 2 |
| P2018BL | 2-1/2" | 1-1/2" | - |

CG END CAPS

Round



- Round plastic tube closures
- Fit internally
- To find correct size, measure outside of Tube "A" and wall thickness
- Available in sizes 1/2" - 3"


| CODES | A | WALL MM |
|-----------------|--------|---------|
| P769 X 1/2BL | 1/2" | 1.6 |
| P769 X 5/8BL | 5/8" | 1.6 |
| P769 X 3/4BL | 3/4" | 1.6 |
| P769 X 7/8BL | 7/8" | 1.6 |
| P769 X 1BL | 1" | 1.6 |
| P769 X 1X2BL | 1" | 2 |
| P769 X 1-1/8"BL | 1-1/8" | 1.6 |
| P769 X 30BL | 30 | 1.6 |
| P769 X 1-1/4BL | 1-1/4" | 1.6 |
| P778 X 35BL | 35 | 1.6 |
| P778 X 1-1/2BL | 1-1/2" | 1.6 |
| P778 X 40BL | 40 | 1.6 |
| P778 X 1-3/4BL | 1-3/4" | 1.6 |
| P778 X 50BL | 50 | 1.6 |
| P778 X 2BL | 2" | 1.6 |
| P778 X 2-1/2BL | 2-1/2" | 1.6 |
| P778 X 3BL | 3" | 1.6 |

CG GENERAL PURPOSE TROLLEYS

Capacity: 150 - 300KG




GB3705 &
GB3704



GB3707



GB3708 &
GB3709

| PART NO. | OVERALL HEIGHT | PLATE SIZE (WITH SIDE GUARDS) | SHAFT | STEEL TUBE DIA (MM) | WHEEL SIZE | WHEEL TYPE | BEARING TYPE | CAPACITY |
|----------|---|---|-------|---------------------|---|---|---|---|
| |  |  | | |  |  |  |  |
| GB3705 | 1295MM | 350 x 190 | 16MM | 25.4MM | 350 x 4 | PNEUMATIC | UNGROUND | 150KG |
| GB3704 | 1295MM | 350 x 190 | 16MM | 25.4MM | 350 x 4 | FOAM FILLED | PRECISION | 150KG |
| GB3707 | 1295MM | 350 x 190 | 16MM | 32MM | 350 x 4 | FOAM FILLED | PRECISION | 300KG |
| GB3708 | 1305MM | 350 x 190 | 16MM | 34MM | 400 x 6 | PNEUMATIC | UNGROUND | 200KG |
| GB3709 | 1305MM | 350 x 190 | 16MM | 34MM | 400 x 6 | FOAM FILLED | PRECISION | 200KG |

CG STAIRCLIMBER TROLLEY

Capacity: 250KG



- Ideal for moving appliances, such as, washing machines, refrigerators, dishwashers & much more
- Comes with ratchet straps to secure load
- Options of Solid Tri wheels, Foam Filled or Pneumatic Tyres



| PART NO. | TOE PLATE | HANDLE HEIGHT | WHEEL SIZE | WHEEL TYPE | CAPACITY |
|----------|-----------|---------------|------------|--------------------------|----------|
| GB9000 | 455 x 200 | 1500 | TRI WHEEL | TRI WHEEL (SOLID RUBBER) | 250 |
| GB9001 | 455 x 200 | 1500 | 350X4 TYRE | FOAM FILLED | 250 |
| GB9002 | 455 x 200 | 1500 | 350X4 TYRE | PNEUMATIC | 250 |

CG DUAL PURPOSE HAND TROLLEYS ALUMINIUM

Capacity: 200KG



| PART NO. | WIDTH | HEIGHT | OVERALL FOLDED DOWN SIZE | PLATE SIZE | WHEEL SIZE | WHEEL TYPE | FRAME MATERIAL | CAPACITY |
|--------------|-------|--------|--------------------------|---------------|------------|------------|----------------|----------|
| CGALU300PNEU | 500MM | 1325MM | 990MM x 445MM | 445MM x 200MM | 350 x 4 | PNEUMATIC | ALUMINIUM | 200KG |
| CGALU300FOAM | 500MM | 1325MM | 990MM x 445MM | 445MM x 200MM | 350 x 4 | FOAM | ALUMINIUM | 200KG |

CG PLATFORM TROLLEYS






Capacity: 150 - 600KG



*HTFD150 & HTFD300

HTPH600 Steel

*Note: Handle folds down for easy storage.

| PART NO. | TABLE SIZE  | TABLE HEIGHT  | HANDLE HEIGHT  | WHEEL SIZE  | CAPACITY  |
|-------------------------------|---|---|---|---|---|
| HTFD150 | 490MM x 710MM | 170MM | 890MM | 100MM | 150KG |
| HTFD300 | 600MM x 900MM | 220MM | 890MM | 125MM | 300KG |
| MHPHT300XL (Double Handle) | 1160MM x 760MM | 195MM | 860MM | 150MM | 300KG |
| HTPHT300DBL (2 Tier) | 600MM x 900MM | 750MM | 1000MM | 125MM | 300KG |
| HTPH600STEEL | 1380MM x 610MM | 275MM | 1265MM | 200MM | 600 kg |

CG PIANO DOLLIES

Capacity: 300 - 400KG

Castors Galore Piano dollies are robust and get the job done... If you need to move a piano or any big and awkward products then this product is for you. They come in sturdy steel frame or lightweight aluminum. A range of pneumatic or foam filled wheels are available on each dolly.



CGPIANOPNEU(TAB)










CGPIANOPNEU &
CGPIANOFOAM



CGPIANOALU

Note: Having tabs welded above each wheel allows you to carry wider objects.

| PART NO. | LENGTH | WIDTH | HEIGHT | WHEEL SIZE | WHEEL TYPE | FRAME MATERIAL | CAPACITY |
|------------------|---|---|---|---|---|---|---|
| |  |  |  |  |  |  |  |
| CGPIANOPNEU | 800MM | 500MM | 270MM | 350 x 4 | pneumatic | Steel | 400kg |
| CGPIANOFOAM | 800MM | 500MM | 270MM | 350 x 4 | Foam | Steel | 400kg |
| CGPIANOPNEU(TAB) | 830MM | 525MM | 310MM | 350 x 4 | Pneumatic | Steel | 400kg |
| CGPIANOFOAM(TAB) | 830MM | 525MM | 310MM | 350 x 4 | Foam | Steel | 400kg |
| CGPIANOALU | 850MM | 445MM | 235MM | 160MM | Rubber Castors | Aluminium | 300kg |

CG FURNITURE & DRUM DOLLIES

Capacity: 100 - 400KG




CGDRUM



CG100* x2



CGDOLLY(AUST)



CG100*



CGDOLLY

*Note: You can join multiple CG100 together then pull apart after using







| PART NO. | LENGTH | WIDTH | HEIGHT | WHEEL SIZE | WHEEL TYPE | FRAME MATERIAL | CAPACITY |
|---------------|------------------------------------|--------------|--------|------------|--------------|-----------------------------|----------|
| | | | | | | | |
| CG100* | 600MM | 400MM | 125MM | 75MM | GREY RUBBER | PLASTIC | 100KG |
| CGDOLLY | 615MM | 485MM | 130MM | 75MM | BLACK RUBBER | TIMBER | 100KG |
| CGDOLLY(AUST) | 600MM | 600MM | 160MM | 100MM | BLUE RUBBER | TIMBER/ RIBBED RUBBER | 400KG |
| CGDRUM | SUIT 205LITRE /40GALON DRUMS | 605MM INSIDE | 140MM | 100MM | NYLON | STEEL | 400KG |

CG PALLET TRUCKS

Pallet Truck 2000 - 2500KG



- Totally sealed hydraulic pump with a slow lowering hand control valve
- Fully adjustable push rod under forks
- 3-Position control handle
- Grease fittings at key points
- White Nylon Wheel also available (Spare wheels only, see wheels only section.)

| PART NO | WIDTH OVER FORKS | MIN.FORK HEIGHT | MAX.FORK HEIGHT | STEERING WHEEL SIZE | FORK LENGTH | FORK SIZE | MATERIAL | CAPACITY |
|--------------|------------------|---|---|---------------------|---|---|---|---|
| | |  |  | |  |  |  |  |
| CGPT685 | 685MM | 75MM | 185MM | 200 X 50MM | 1150MM | 177 X 45MM | STEEL | 2500KG |
| CGPT520 | 520MM | 75MM | 185MM | 200 X 50MM | 1150MM | 177 X 45MM | STEEL | 2500KG |
| CGPT450 | 450MM | 75MM | 185MM | 200 X 50MM | 1150MM | 177 X 45MM | STEEL | 2500KG |
| GALVANISED | | | | | | | | |
| CGPT685GAL | 685MM | 75MM | 190MM | 180 X 50MM | 1150MM | 160 X 50MM | GALV STEEL | 2000KG |
| LOW PROFILE | | | | | | | | |
| CGPT685L-540 | 540MM | 51MM | 165MM | 180 X 50MM | 1150MM | 160 X 37MM | STEEL | 2000KG |
| CGPT685L-685 | 685MM | 51MM | 165MM | 180 X 50MM | 1150MM | 160 X 37MM | STEEL | 2000KG |

CG HIGH LIFT PALLET TRUCKS

- Skid lifter suitable as a lift table or work bench
- Stabilisers ensure maximum stability









| PART NO | WIDTH OVER FORKS | MIN.FORK HEIGHT | MAX.FORK HEIGHT | FRONT ROLLER SIZE | STEERING WHEEL SIZE | FORK LENGTH | FORK SIZE | MATERIAL | CAPACITY |
|-----------|------------------|-----------------|-----------------|-------------------|---------------------|-------------|------------|----------|----------|
| | | | | | | | | | |
| CGHLPT540 | 540MM | 85MM | 800MM | 75 X 50MM | 180 X 50MM | 1150MM | 160 X 50MM | STEEL | 1000KG |
| CGHLPT680 | 685MM | 85MM | 800MM | 75 X 50MM | 180 X 50MM | 1150MM | 160 X 50MM | STEEL | 1000KG |

CG SCISSOR LIFT TABLES



- Eliminate back injuries using our hydraulic scissor lift tables
- Versatile and a safe way of transporting and handling of goods in offices, warehouses, workshops, industry bays, hospitals and retail



| PART NO | TABLE SIZE | MIN. TABLE HEIGHT | MAX. TABLE HEIGHT | HANDLE HEIGHT | WHEEL SIZE | CAPACITY |
|-----------|---|---|---|--|---|---|
| |  |  |  |  |  |  |
| CGLT150 | 700 X 450 X 36MM | 220MM | 750MM | 950MM | 100 X 25MM | 150KG |
| CGLT500 | 815 X 500 X 50MM | 285MM | 880MM | 990MM | 125 X 40MM | 500KG |
| CGLT750 | 1000 X 510 X 55MM | 420MM | 900MM | 1000MM | 147 X 50MM | 750KG |
| CGLT500L | 1600 X 810 X 55MM | 286MM | 915MM | 990MM | 125 X 50MM | 500KG |
| CGLT1000L | 2050 X 750 X 55MM | 286MM | 1400MM | 990MM | 180 X 50MM | 1000KG |

CG DOUBLE SCISSOR LIFT TABLES



- Eliminate back injuries using our hydraulic scissor lift tables
- Versatile and a safe way of transporting and handling of goods in offices, warehouses, workshops, industry bays, hospitals and retail

| PART NO | TABLE SIZE | MIN. TABLE HEIGHT | MAX. TABLE HEIGHT | HANDLE HEIGHT | WHEEL SIZE | CAPACITY |
|-----------|-------------------|-------------------|-------------------|---------------|------------|----------|
| | | | | | | |
| CGLT350DS | 910 X 500 X 53MM | 355MM | 1300MM | 975MM | 125 X 40MM | 350KG |
| CGLT700DS | 1220 X 610 X 53MM | 450MM | 1500MM | 1015MM | 125 X 40MM | 700KG |

CG GATE CASTOR



- 100mm Hard Rubber Wheel
- Galvanised mounting Bracket
- Spring Loaded Self-Leveller
- Compression up to 40mm
- Load Capacity of 57kg

CG GATE GUIDE ROLLERS



| PART NUMBER | SIZE |
|-------------|--------------|
| CGR3040 | 30MM X 40MM |
| CGR4060 | 40MM X 60MM |
| CGR40100 | 100MM X 40MM |
| CGR40150 | 150MM X 40MM |
| CGR40200 | 200MM X 40MM |

CG BALL TRANSFERS

SURFACE FIXING




| PART NO | BALL DIAMETER | OVERALL LENGTH | HOLE CENTRE | OVERALL HEIGHT | HOLE SIZE | OVERALL WIDTH | WEIGHT CAPACITY |
|---------|---------------|----------------|-------------|----------------|-----------|---------------|-----------------|
| CGTB16 | 1" | 70MM | 55.5MM | 31MM | 5.3MM | 50MM | 50KG |

NOTE: WE CAN SUPPLY FULL STAINLESS STEEL OR PLASTIC BALL TRANSFERS FOR THE FOOD INDUSTRY, SPECIAL ORDER IN FROM OVERSEAS, MINIMUM ORDER QTY APPLIES

CG GATE ROLLERS



TRACK WHEELS




| CODE | WHEEL DIAMETER | RIM WIDTH | BOSS WIDTH | SUIT BAR | AXLE DIAMETER | BEARING TYPE | LOAD |
|---|----------------|-----------|------------|----------|---------------|---|---|
|  | | | | | |  |  |
| CGW80B | 78MM | 26MM | 34.5 | 20 | 14MM | BALL | 350KG |
| CGW90B | 88MM | 26MM | 34.5 | 20 | 14MM | BALL | 380KG |
| CGW100B | 98MM | 26MM | 34.5 | 20 | 14MM | BALL | 400KG |



EXTERNAL GATE TRACK WHEELS



| CODE | D WHEEL DIAMETER | A RIM WIDTH | B OVERALL HEIGHT | C SUIT BAR | E OVERALL WIDTH | F HOLE CENTRE | G OVERALL LENGTH | LOAD |
|---|------------------|-------------|------------------|------------|-----------------|---------------|------------------|---|
|  | | | | | | | |  |
| CGWV60B | 58MM | 25MM | 66MM | 20MM | 36MM | 68MM | 100MM | 200KG |
| CGWV80B | 78MM | 25MM | 83MM | 20MM | 36MM | 90MM | 121MM | 200KG |
| CGWV90B | 88MM | 25MM | 93MM | 20MM | 36MM | 90MM | 121MM | 200KG |

RECESS GATE TRACK WHEELS



| CODE | D WHEEL DIAMETER | A RIM WIDTH | B OVERALL HEIGHT | C SUIT BAR | E OVERALL WIDTH | F HOLE CENTRE | G OVERALL LENGTH | LOAD KG |
|---|------------------|-------------|------------------|------------|-----------------|---------------|------------------|---|
|  | | | | | | | |  |
| CGW60B | 58MM | 25MM | 58MM | 20MM | 36MM | 97MM | 120MM | 200KG |
| CGW80B | 78MM | 25MM | 78MM | 20MM | 36MM | 116MM | 140MM | 200KG |
| CGW90B | 88MM | 25MM | 88MM | 20MM | 36MM | 130MM | 150MM | 200KG |

TRACK TO SUIT

| | | |
|------|-------------|------------|
| FT3M | 3 MTRS LONG | GALVANISED |
|------|-------------|------------|



MADE IN AUSTRALIA

COMPONENT SELECTION GUIDE

ELTRAK TRACKMASTER



"The only carriage in the world designed to beat wind load!"

GRADUATE

EXTRA LIGHT DOORS

RECOMMENDED TO WEIGHT: 120 KG
HEIGHT: 2400 mm

DIRECTOR

LIGHT DOORS

RECOMMENDED TO WEIGHT: 200 KG
HEIGHT: 3000 mm

MATADOR

MEDIUM DOORS

RECOMMENDED TO WEIGHT: 450 KG
HEIGHT: 4500 mm

HERCULES

HEAVY DOORS

RECOMMENDED TO WEIGHT: 650 KG
HEIGHT: 6000 mm

DOORTRACK

GALVANIZED
Custom Rolled to Length



EG2
34 x 30
1.00 mm



ED2
45 x 35
1.20 mm



EM1
61 x 50
1.50 mm



EH1
61 x 50
1.60 mm

2 WHEEL CARRIAGE

NYLON WHEELS
Long Pins, Ball Bearing Race



EG7



ED7



EH7

NOT RECOMMENDED

4 WHEEL CARRIAGE

NYLON WHEELS
Long Pins, Ball or Needle Bearings



EG14LP



ED14LP



EH13LP



EH14LP

4 WHEEL CARRIAGE

STEEL WHEELS
Long Pins, Needle Bearings



EG12



ED12LP



EH12LP



EH15ST
Side Thrust

5 WHEEL TRACKMASTER

STEEL WHEELS
Side Thrust Wheel for Wind Load

SIDE THRUST NOT REQUIRED FOR THIS SERIES

SIDE THRUST NOT REQUIRED FOR THIS SERIES



EH12ST
Side Thrust



EH16ST
Side Thrust

BOLT ON / WELD ON BRACKET

Single Track Support



EG19



ED19



EH19



EH19

SINGLE SIDEFIX BRACKET

FLUSH MOUNT
Use Combination of Bolt On Bracket & Sifix Adaptor



EG19
EG23



ED19
ED120



EH19
EH120



EH19
EH120

SINGLE SIDEFIX BRACKET

STEPPED MOUNT
For Typical Cladding Clearance



EG20



ED20C



EH20C



EH20C

SINGLE SUPPORT BRACKET

Use with EG19 / ED19 / EH19
Adjustable Single Track Support



EG23



ED23



EH23



EH23

DOUBLE SUPPORT BRACKET

Use with ED19 / EH19
Adjustable Double Track Support

DOUBLE SUPPORT NOT REQUIRED FOR THIS SERIES



ED24



EH24



EH24

NYLON FLOOR GUIDE

For Above Ground Guides



EC FGP



EC FGP



EC FGP



EC FGP

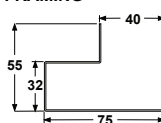

DO IT YOURSELF SLIDING DOORS

FEATURES:

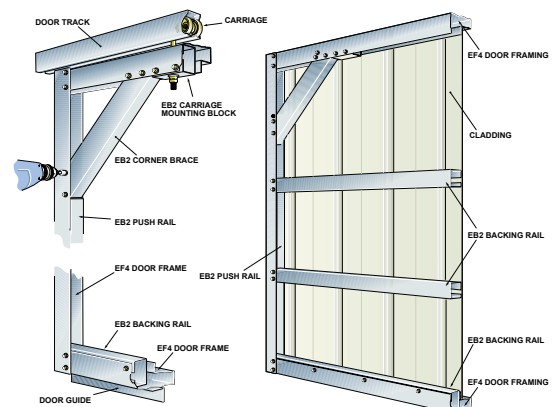
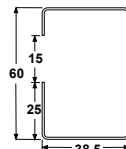

- ON SITE FABRICATION
- TEK SCREW ASSEMBLY
- NO WELDING REQUIRED
- REDUCED DAMAGE RISK
- FAST ON SITE REPAIRS
- GALVANIZED STEEL SECTION
- ECONOMICAL, MINIMUM WASTE
- SIMPLE STRONG & LIGHTWEIGHT
- FULLY ENCLOSED CLADDING EDGES
- SECTIONS CUSTOM ROLLED TO LENGTH

Now That's an Eltrak Advantage !

EF4 PERIMETER DOOR FRAMING




EB2 BACKING RAIL CLADDING SUPPORT



Track Wheels - V Groove, C Groove & Rope Groove










Capacity up to 5000kg per wheel



- For running track wheels on bars, pipes, angle iron or rope
- CNC Machined from Cast Iron, K1045 Steel or SG Iron
- Capacities can be increased with changes to bearing and shaft configurations
- Custom Design to your specifications available







Specifications & Fittings

V GROOVE WHEEL

|  Wheel Diameter (mm) |  Rim Width (mm) |  Boss Width (mm) |  Groove Width (mm) |  Groove Depth (mm) |  Axle Diameter |  Bearing Type |  Load Capacity |  Wheel Code |
|---|--|---|---|---|---|--|---|--|
| 75 | 32 | 38 | 22 | 10.8 | 1/2" | Plain | 65 | VG360+ |
| 100 | 36 | 41 | 22 | 10.8 | 3/4" | Plain | 280 | VG459+ |
| 100 | 36 | 41 | 22 | 10.8 | 3/8" or 1/2" | Ball | 280 | VG459+ |
| 100 | 50 | 60 | 22 | 12.0 | 1/2" or 3/4" | Roller | 300/250 | VG461+ |
| 150 | 38 | 60 | 22 | 10.8 | 5/8" or 20mm | Ball | 650 | VG609+ |
| 150 | 50 | 60 | 22 | 12.0 | 1/2" or 3/4" | Roller | 450/400 | VG661+ |
| 200 | 52 | 60 | 30 | 14.7 | 20 or 25mm | Ball | 1300 | VG839~ |
| 200 | 75 | 96 | 30 | 14.7 | 40mm | Taper | 5000 | VG836• |
| 250 | 52 | 60 | 30 | 14.7 | 25 or 30mm | Ball | 1800 | VG1059• |









Denotes wheels manufactured from: • K1045 Steel, + Cast Iron, ~ SG Iron

C-GROOVE WHEEL

|  Wheel Diameter (mm) |  Rim Width (mm) |  Boss Width (mm) |  Suit Bar (mm) |  Axle Diameter |  Bearing Type |  Load Capacity |  Wheel Code |
|---|--|---|---|---|--|---|--|
| 100 | 36 | 41 | 16 or 20mm | 3/8" or 1/2" | Ball | 280 | CG459 |

Manufactured from cast iron. Other sizes and shapes available for quantity orders


ROPE GROOVE WHEEL

|  Wheel Diameter (mm) |  Rim Width (mm) |  Boss Width (mm) |  Suit Rope Diameter (mm) |  Axle Diameter |  Bearing Type |  Load Capacity |  Wheel Code |
|---|--|---|---|---|--|---|--|
| 100 | 25 | 27 | 8mm | 1/2", 5/8" or 20mm | Ball | 500 | RG458 |
| 150 | 32 | 34 | 12mm | 20mm or 25mm | Ball | 1500 | RG658 |

Manufactured from CNC Machined K1045 Steel.

Track Wheels - Single Flange

Capacity up to 4000kg per wheel



- Single flange wheels are designed to run on Railway line
- Can be used on other sections such as RHS
- Made from cast iron and steel to suit your application with axle shafts available
- Track wheels can be flame hardened to increase wear resistance

Specifications & Fittings

SF1099

SF697



Wheel Diameter (mm)



Rim Width (mm)



Flange Width (mm)



Flange Diameter (mm)



Boss Width (mm)



Boss Diameter (mm)



Axle Diameter



Bearing Type



Load Capacity



Wheel Code


| Wheel Diameter (mm) | Rim Width (mm) | Flange Width (mm) | Flange Diameter (mm) | Boss Width (mm) | Boss Diameter (mm) | Axle Diameter | Bearing Type | Load Capacity | Wheel Code |
|---------------------|----------------|-------------------|----------------------|-----------------|--------------------|---------------|--------------|---------------|------------|
| 75 | 45 | 10 | 100 | 55 | Solid | 20 or 25mm | Ball | 750 | SF399 |
| 100 | 25 | 10 | 120 | 42 | 40 | 3/4" | Plain | 375 | SF499 |
| 100 | 50 | 20 | 130 | 70 | Solid | 20 or 25mm | Ball | 1300 | SF492 |
| 100 | 25 | 10 | 120 | 42 | 40 | 1/2" | Ball | 375 | SF499 |
| 150 | 40 | 9 | 175 | 53 | 62 | 3/4" or 25mm | Plain | 1000 | SF699 |
| 150 | 50 | 20 | 192 | 76 | Solid | 25mm | Ball | 2000 | SF697 |
| 150 | 40 | 9 | 175 | 53 | 62 | 5/8" or 20mm | Ball | 1000 | SF699 |
| 200 | 50 | 14 | 225 | 64 | Solid | 25 or 50mm | Plain | 3000 | SF899 |
| 200 | 39 | 16 | 228 | 55 | 101 | 35mm | Ball | 1100 | SF891 |
| 200 | 50 | 14 | 225 | 64 | Solid | 20 or 25mm | Ball | 1500 | SF899 |
| 250 | 50 | 15 | 290 | 65 | Solid | 25 or 50mm | Plain | 1800 | SF1099 |
| 250 | 52 | 12 | 285 | 75 | 125 | 45mm | Ball | 2400 | SF1098 |
| 250 | 50 | 15 | 290 | 65 | Solid | 25mm | Ball | 1800 | SF1099 |
| 300 | 52 | 14 | 360 | 95 | 150 | 50mm | Ball | 4000 | SF1299 |
| 350 | 57 | 17 | 420 | 83 | 105 | 30mm | Ball | 3800 | SF1499 |

CAN'T FIND WHAT YOU ARE LOOKING FOR? PLEASE ENQUIRE WITH OUR TECHNICAL SALES STAFF AS WE WILL MANUFACTURE TO SUIT YOUR REQUIREMENTS

Track Wheels - Double Flange

Capacity up to 5000kg per wheel

- Double flange wheels are often used where accurate tracking is needed
- Manufactured with K1045 Steel
- Double flange wheels can be matched with a flat rim wheels to guide on one side of the track only
- Axle shafts are available upon request
- Can be flame hardened to increase wear resistance



Specifications & Fittings

| Wheel Diameter (mm) | Rim Width (mm) | Flange Width (mm) | Flange Diameter (mm) | Boss Width (mm) | Boss Diameter (mm) | Axle Diameter | Bearing Type | Load Capacity (kg) | Wheel Code |
|---------------------|----------------|-------------------|----------------------|-----------------|--------------------|---------------|--------------|--------------------|------------|
| 125 | 27 | 15 | 150 | 60 | 70 | 20 or 25mm | Ball | 1300 | DF698 |
| 150 | 52 | 10.5 | 178 | 74 | Solid | 30mm | Ball | 1800 | DF795 |
| 175 | 52 | 12 | 200 | 76 | Solid | 30mm | Ball | 2800 | DF895 |
| 225 | 52 | 14 | 250 | 80 | Solid | 30 or 50mm | Ball | 4000 | DF1095 |
| 250 | 62 | 19 | 300 | 100 | Solid | 50mm | Ball | 5000 | DF1295 |

Track Wheels - Beam Trolley

Capacity up to 500kg per wheel

- This range of beam trolley wheels has been designed to fit standard channel and beam sections
- All beam trolley wheels in the range are CNC machined in house from the highest quality K1045 Steel
- Strong and reliable track wheels



Specifications & Fittings


| Wheel Diameter (mm) | Rim Width (mm) | Flange Width (mm) | Flange Diameter (mm) | Axle Length (mm) | Shoulder Length (mm) | Axle Diameter | Bearing Type | Load Capacity (kg) | Wheel Code |
|---------------------|----------------|-------------------|----------------------|------------------|----------------------|---------------|--------------|--------------------|------------|
| 48 | 14 | 5 | 61 | 17 | 2 | 1/2" UNF | Ball | 65 | BT481 |
| 58 | 27 | 12 | 79 | 25 | 3 | 16mm (M16) | Ball | 200 | BT581 |
| 80 | 27 | 12 | 100 | 30 | 3 | 20mm (M20) | Ball | 250 | BT80 |
| 100 | 32 | 8 | 134 | 35 | 3 | 24mm (M24) | Ball | 500 | BT493 |

JOCKEY WHEELS

JW1

Standard
Jockey Wheel
Incl. Clamp


Wheel: 150mm x 50mm
(6" x 2") Solid rubber with
nylon web bore.
Lift: 225mm
Unit Weight: 5.2kg
Static Load Capacity: 500kg



JW2

Standard Swivel
Jockey Wheel
with pin locking swivel
bracket welded in position.

Wheel: 150mm x 50mm
(6" x 2") Solid rubber with
nylon web bore.
Lift: 225mm
Unit Weight: 5.2kg
Static Load Capacity: 500kg



JW2UB

Standard Swivel
Jockey Wheel
with pin locking swivel
bracket welded in position.
For fixing with U-Bolts
(suits 2", 3", 4", 5" & 6" U-Bolts)


Wheel: 150mm x 50mm
(6" x 2") Solid rubber with
nylon web bore.
Lift: 225mm
Unit Weight: 6.8 kg
Static Load Capacity: 500kg



JW4ZB

Medium Swivel
Jockey Wheel
with pin locking swivel
bracket welded in position.


Wheel: 200mm x 50mm
(8" x 2") Rubber tyre with
zinc plated steel centre
and roller bearings.
Lift: 225mm
Unit Weight: 8.2kg
Static Load Capacity: 700kg



JW4ZUB

Medium Swivel
Jockey Wheel
with pin locking swivel
bracket welded in position.
For fixing with U-Bolts
(suits 2", 3", 4", 5", & 6" U-Bolts)

Wheel: 200mm x 55mm
(8" x 2") Rubber tyre with
zinc plated steel centre
and roller bearings.
Lift: 225mm
Unit Weight: 8.4kg
Static Load Capacity: 700kg



JW9

Pneumatic Jockey
Wheel Incl. Clamp


Wheel: 4.10/3.50 x 4
(10") pneumatic with
steel centre and bearings
Lift: 225mm
Unit Weight: 7.1kg
Static Load Capacity: 350kg



JW10

Pneumatic Swivel
Jockey Wheel
with pin locking swivel
bracket welded in position.

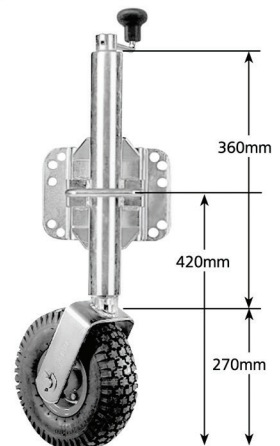
Wheel: 4.10/3.50 x 4
(10") pneumatic with *steel*
centre and bearings
Lift: 225mm
Unit Weight: 8.2kg
Static Load Capacity: 350kg



JW10

Pneumatic Swivel
Jockey Wheel
with pin locking swivel
bracket welded in position.
For fixing with U-Bolts
(suits 2", 3", 4", 5" & 6" U-Bolts)

Wheel: 4.10/3.50 x 4
(10") pneumatic with *steel*
centre and bearings
Lift: 225mm
Unit Weight: 8.2kg
Static Load Capacity: 350kg




JOCKEY WHEELS

JW6

Heavy Duty Swivel Jockey Wheel with heavy duty pin locking swivel bracket
SUPPLIED LOOSE


Wheel: 200mm x 50mm (8" x 2") Solid rubber with steel web bore.
Lift: 225mm
Unit Weight: 14.3kg
Static Load Capacity: 750kg



JW8

Extra Heavy Duty Swivel Jockey Wheel with heavy duty pin locking swivel bracket
SUPPLIED LOOSE


Wheel: 250mm x 50mm (10" x 2") Solid rubber tyre with aluminium centre -plain bore
Lift: 225mm
Unit Weight: 16.6kg
Static Load Capacity: 1250kg



BW1G

Boat Wheel (bolt-on/weld-on)
Galvanised


Wheel: 150mm x 50mm (6" x 2") Solid rubber with nylon web bore.
Unit Weight: 2.9kg
Static Load Capacity: 500kg



EM1

EASYMOVER Ratched Driven Pneumatic Jockey Wheel Incl. Clamp


Wheel: 4.10/3.50 x 4
Lift: 225mm
Unit Weight: 12.6kg
Static Load Capacity: 350kg



JW2UBG

Standard Swivel Jockey Wheel with pin locking swivel bracket welded in position.
For fixing with U-Bolts (suits 2", 3", 4", 5", & 6" U-Bolts)


Galvanised
Wheel: 150mm x 50mm (6" x 2") Solid rubber with nylon web bore
Lift: 225mm
Unit Weight: 6.8kg
Static Load Capacity: 500kg



JW4UBG

Medium Swivel Jockey Wheel with pin locking swivel bracket welded in position.
For fixing with U-Bolts (suits 2", 3", 4", 5" & 6" U-Bolts)

Galvanised
Wheel: 200mm x 55mm (8" x 2") Rubber tyre with galvanised steel centre and roller bearings
Lift: 225mm
Unit Weight: 8.8kg
Static Load Capacity: 700kg



JW1505013-SW

6" (150mm) Solid Rubber Wheel with 13mm steel web bore



Also available 8" (200mm) with 16mm steel web bore:
JW2005016-SW

JW20055162C

8" (200mm) Rubber Tyre, Zinc Steel Centre with 16mm roller bearing



AUTOMOTIVE

We stock a huge range of bearings for Cars, Trucks, Motor bikes etc. Bearing applications include: Wheel bearings, Differential, Transmission, Spigot, Alternator and starter motor etc.



ORDER ENQUIRY

BALL & ROLLER

Ball bearings, are probably the most common type of bearing. They are found in everything from inline skates to hard drives. These bearings can handle both radial and thrust loads, and are usually found in applications where the load is relatively small.



ORDER ENQUIRY

PILLOW BLOCKS

Pillow block bearings are used to provide support for a rotating shaft with the mounting surface on a parallel line with the axis of the shaft. We offer a wide variety of these.



ORDER ENQUIRY

LINEAR BEARINGS & SHAFTS

Continuous or intermittent support where loads require long shafts and high rigidity, Linear Bearings come in handy. We have the largest and the most comprehensive range of linear sets, hardened shafting, supported shafting, ball bushings, ceramic and self lube bushings.



ORDER ENQUIRY

NEEDLE ROLLER

Needle roller bearings use very long and thin cylinders. Often the ends of the rollers taper to points, and these are used to keep the rollers captive, or they may be hemispherical and not captive but held by the shaft itself or a similar arrangement.



ORDER ENQUIRY

TAPERED ROLLER

Tapered roller bearings are generally of separable design and have tapered cone and cup raceway between which tapered roller are arranged, their design makes tapered roller bearings particularly suitable for carrying combined load.



ORDER ENQUIRY

CAM FOLLOWERS

Cam followers are bearings with a stud incorporating needle rollers in a thick walled Outer ring. They are designed so that the outer ring runs directly on the mating track surface. Commonly used in robotics, machine tools, electronic devices, earthmoving etc.



ORDER ENQUIRY

STAINLESS STEEL

Stainless Steel bearings work well in environments where moisture is present. They are commonly used in food and beverage industries as well as in medical equipment.



ORDER ENQUIRY

ROD ENDS

Rod ends are manufactured utilizing two main construction styles, two-piece (body and ball), or three-piece (body, ball, and race).



ORDER ENQUIRY

BRONZE BAR & BUSHES

Bronze Bar bearings are available in various sizes from stock. Special made to order finished machine parts and bronze wear plates are also available.



ORDER ENQUIRY

O RINGS, CORD, KITS

A wide variety of O-rings and cord, in various material types and sizes for many applications. Supplied individually as well as in kit form.



ORDER ENQUIRY

ABRASIVES

- Cutting & Grinding Discs
- Linishing Belts
- Emery Paper
- Fibre & Flap Discs
- Sia Distributor
- Pferd Distributor



ORDER ENQUIRY

POWER TRANSMISSION

- V Belts
- Aluminium & Cast Pulleys
- Chain & Sprockets
- Taper Lock Bushes
- Couplings & Rubbers
- Urethane Belting / Conveyor
- Shaft Collars



ORDER ENQUIRY

ENGINEERING

- Shims, Gasket Material
- Anti Vibration Mounts
- Keysteel
- Shafting (mild steel and precision available)
- Shaft collars
- Springs (compression and tension)



ORDER ENQUIRY

CHEMICAL SEALANTS & ADHESIVES

- Silicone
- Loctite Products
- CRC Products
- Threebond Products
- Food Grade Approved Products
- Cutting & Tapping Fluid
- Degreaser, Methylated Spirits
- Hydraulic Oil
- Parts Solvent



ORDER ENQUIRY

TOOLS

- K.C. Tools
- Sidchrome / Stanley
- Bahco
- Gearwrench
- Trax / Irwin
- Tradequip
- Metabo Power Tools
- Scorpion Air Tools. Compressors
- Dawn Tools



ORDER ENQUIRY

TRAILER PARTS

- Hubs & Stubs
- Couplings
- Jockey Wheels (Huge Range)
- Leaf Springs
- Boat Rollers
- Custom Made Axels
- Trailer Lights
- Winches
- U Bolts (Huge Range)
- Mud Guards
- Tow Balls



ORDER ENQUIRY

FASTENERS

- All types of Nuts & Bolts
- All types of Fasteners
- Screws and Rivets
- All Thread
- Circlips, E Clips, Roll Pins, Split Pins
- Grab Kits
- Champion, Sparex Products
- Eye Bolts and Eye Nuts



ORDER ENQUIRY

HOSE & FITTINGS

- Air Hose
- Brass Fittings
- Air Couplings
- Push Fit Fittings
- Air Blowers
- Tyre Inflators
- Air Regulators



ORDER ENQUIRY

SAFETY EQUIPMENT / SIGNS/ CLOTHING

- Gloves (All Types)
- Safety footwear
- Safety Glasses
- Vests
- Ear Protection
- Fatigue Matting
- Custom Made Safety Signs



ORDER ENQUIRY

WORKSHOP EQUIPMENT

- Parts Washers
- Trolley, Transmission Jacks
- Engine Cranes
- Welding Masks
- Presses, Vices



ORDER ENQUIRY

DRILLING/CUTTING/TAPPING

- Drill Bits (Huge Range)
- Power Coil/ Heli coil Kits
- Taps and Dies (Huge Range)
- Hole Saws
- Carbide Burrs



ORDER ENQUIRY

LUBRICATION

- Alemite & Macnaught Distributors
- Grease (All Types)
- Teflon Spray



ORDER ENQUIRY

HANDLES/KNOBS/LOCKS

- Machinery Handles
- T Handles
- Machinery Knobs



ORDER ENQUIRY

MISCELLANEOUS

- Hand Cleaner & Pumps
- Bags of Mixed Rags
- Paper Towel
- Spray Paint (including Line Marking, Touch Up, Galvanised)
- Dymark Range Of Paints And Equipment
- Piano Hinge
- Drawer slides



ORDER ENQUIRY



CASTORS GALORE

GENERAL BEARING &
INDUSTRIAL SUPPLIES

1668 Hume Highway, Campbellfield VIC 3061

Tel: (03) 9359 4355 Tel: (03) 9359 2955 Fax: (03) 9359 9294

www.castorsgalore.com.au
sales@generalbearings.com.au